




Pre-Integration Testing Guidance



Document owner

Rakhee Shah**MHHSP**

Status:

Draft

Document number

MHHS-DEL852

Date

4-10 March-April 2024

Version

2.43

Classification

Public



1. Contents

1.	Contents	1
1.1	Change Record	4
1.2	Reviewers	4
1.3	Terminology	6
2	Executive Summary	8
3	Introduction	8
3.1	Document Purpose	8
3.2	Intended Audience	10
3.3	Reviews and Approvals	10
3.4	Change Forecast	10
3.5	Summary of Changes	10
3.6	Assumptions	10
4	Scope and Objectives	11
4.1	Objectives	11
4.2	Scope	11
4.3	Out of Scope	11
5	Pre-Integration Testing	12
5.1	Pre-Integration Testing Overview	12
5.2	Scope for PIT	13
5.2.1	Test Coverage for PIT	13
5.3	PIT Stages	14
5.4.1	PIT Preparations	14
5.4.2	Programme Participant's adopting the Placing Reliance Policy	14
5.5.1	PIT Entry Criteria for All Programme Participants	15
5.5.2	PIT Deliverables	15
5.5.3	Timescales for PIT Deliverables for SIT CIT Programme Participants	16
5.5.4	Timescales for PIT Deliverables for SIT Functional Programme Participants	17
5.5.5	Timescales for PIT Deliverables for SIT Migration Programme Participants	17
5.5.6	Timescales for PIT Deliverables for SIT Non-Functional Programme Participants	17
5.6.1	Timescales for PIT Deliverables for SIT Operational Programme Participants	18
5.7.1	Timescales for PIT Deliverables for non-SIT Programme Participants	19
5.7.2	PIT Execution	21
5.7.3	Test Harnesses	21
5.7.4	PIT Completion	21
5.7	PIT Completion Overview	21
	Interim Design Release Plan for SIT and QT Entry	22
	Test Evidence	23
	How to Provide Evidence	24

Where to Store Test Evidence	24
Retention Period for Test Evidence	24
PIT Exit Criteria for Programme Participants	25
Failure to Exit PIT	25
6 Test Assurance	26
6.1 Assurance Overview	26
5.7.5 6.2 Test Assurance Scope for SIT	26
5.7.6 6.3 Test Assurance Scope for non-SIT	27
5.7.7 6.4 Assurance Criteria	27
6.5 Engagement	28
6.6 Outputs	28
7 Appendix A - Illustrative examples of PIT Scope	29
7.1 Supplier	29
Example 1 - Change of Supplier (CoS) coincidental with Change of Agent (CoA) (BP001, BP002, BP003)	29
7.1.1 Example 2 - Change of Registration Data (BP010)	30
7.2 Metering Service	30
7.1.2 Example 3 - Change of Energisation Status (BP008)	31
7.2.1 Example 4 – Change of Metering (BP009)	31
7.2.2 7.3 Data Services	31
7.3.1 Example 5 – Data Collection (BP004)	32
7.4 LDSO, UMSO and Registration Services	32
7.4.1 Example 6 – Disconnection (BP007)	32
7.4.2 Example 7 - Market-wide Data Service (BP019) and MHHSP-ERI011B-ECS Reports	33
Appendix B – Archived Sections	33
PIT Stages	33
Timescales for PIT Deliverables	34
Timescales for PIT Deliverables for SIT CIT Programme Participants	34
Timescales for PIT Deliverables for SIT Functional Programme Participants	39
Interim Release Design Release	40
SIT CIT (All Intervals)	40
SIT Functional	41
PIT Test evidence	41
PIT Evidence for CIT	41
PIT Evidence for SIT Functional	42

Figures

Figure 1 PIT Phased Approach for Entry into SIT	14
Figure 2 Interim Design Release Plan for SIT Entry	22
Figure 3 DIP Simulator Versions.....	23
Figure 4 Example 1	30
Figure 5 Example 2	30

Figure 6 Example 3	31
Figure 7 Example 4	31
Figure 8 Example 5	32
Figure 9 Example 6	32
Figure 10 Example 7	33
Figure 11 PIT Phased Approach for Entry into SIT	34

Tables

Table 1 PIT test deliverables templates	1615
Table 2: PIT Deliverable Milestones for SIT Migration Testing	1746
Table 3 PIT Deliverable Milestones for SIT Non-Functional Testing	1847
Table 4 PIT Deliverable Milestones for SIT Operational Testing	1948
Table 5: Deliverable Submission Timeline	2120
Table 6 PIT Deliverable Milestones for entry into SIT CIT- Interval 1	3529
Table 7 PIT Deliverable Milestones for entry into SIT CIT- Interval 2	3630
Table 8 PIT Deliverable Milestones for entry into SIT CIT- Interval 3	3731
Table 9 PIT Deliverable Milestones for entry into SIT CIT- Interval 4	3732
Table 10 PIT Deliverable Milestones for entry into SIT CIT- Interval 5	3833
Table 11 PIT Deliverable Milestones for entry into SIT CIT- Interval 6	3934
Table 12: PIT Deliverable Milestones for entry into SIT Functional Testing	4035

1.1 Change Record

Date	Author	Version	Change Detail
23/12/22	Rakhee Shah	0.1	Initial structure and draft for LDP peer review. Content contributions from: <ul style="list-style-type: none"> • Dominic Mooney, LDP SIT Lead • Kate Goodman, Test Architect • Jason Brogden, Industry Programme Expert • Nigel Hunt, LDP Test Manager.
13/01/23	Rakhee Shah	0.2	Updated following comments from LDP review.
31/01/23	Rakhee Shah	0.3	Updated following comments from SRO and Code Delivery Bodies review.
31/01/23	Rakhee Shah	1.0	Approved version ready to be published on Programme Collaboration Base.
29/03/23	Rakhee Shah	1.1	Based on the PIT test deliverables templates, the following section no. have been updated: 5.3, 5.3.1, 5.5, 6.4, 7.1 and 8.1.
30/03/23	Rakhee Shah	1.2	Updated details on: Execution summary, change forecast, summary of changes, assumptions, PIT introduction, scope of PIT testing, PIT deliverables, test harnesses, test evidence and test assurance.
03/04/2023	Rakhee Shah	1.3	Updated following SRO review.
01/06/2023	Rakhee Shah	1.4	Updated additional information on: Test harness, PIT deliverable timelines for SIT participants, test assurance, layout changes and failure to exit PIT.
28/06/2023	Rakhee Shah	1.5	Updated DBT2 section based on Code Delivery Bodies walkthrough session and internal LDP review comments.
29/06/2023	Rakhee Shah	1.6	Updated following comments from LDP review.
05/07/2023	Rakhee Shah	1.7	Updated following comments from SRO and Code Delivery Bodies review.
07/07/2023	Rakhee Shah	2.0	Approved version ready to be published on Programme Collaboration Base.
18/08/2023	Rakhee Shah/Lee Cox	2.1	Section 1.2 – REF-18 added Section 5.7.2 – Revised to reflect IR2 aligned to CIT and IR5 to SIT Functional Updates throughout on DBT2 regarding change in position to remove DBT2 testing from Qualification obligations.
15/01/2024	MHHSP LDSO QT Team	2.2	Updates for qualification testing
15/01/2024	MHHSP LDSO QT Team	2.3	Version Version shared with QWG
03 10/04/2024	Code Bodies	2 2.4	Updates Updates post QWG feedback.

1.2 Reviewers

Reviewer	Role
Lee Cox	LDP Test Manager
Kevin Davis	Test Architect
Dominic Mooney	LDP SIT Manager
Jason Brogden	Industry Programme Expert

Code Delivery Bodies (BSC and REC)	Various
Chan Dabare	SRO Client Programme Test Manager
Adrian Ackroyd	SRO Client Programme Test Manager
Smitha Pichrikat	SRO Client Delivery Manager

References

Reference	Document/Link	Publisher	Published	Additional Information
REF-01	MHHS-DEL315 E2E Testing & Integration Strategy	SI Testing	29 th April 2022	
REF-02	MHHS-DES189 Design Artefact Matrix	Design Team	21 st February 2023	
REF-03	MHHS-DEL872 SIT Scope for Voluntary Participant's Planning	SI Testing	06 th March 2023	
REF-04	Baseline Design Artefacts	Design Team		
REF-05	MHHS-DEL1258 SIT Component Integration Testing Approach & Plan	SI Testing	28 th June 2023	
REF-06	MHHS-DEL1118 Qualification Approach & Plan	BSC and REC Code Bodies	31 st January 2024	
REF-07	MHHS-DEL1049 PIT Approach and Plan Template	SI Testing	03 rd April 2023	
REF-08	MHHS-DEL1050 PIT Requirements To Test Traceability Matrix Template	SI Testing	03 rd April 2023	
REF-09	MHHS-DEL1051 PIT Scenarios Template	SI Testing	03 rd April 2023	
REF-10	MHHS-DEL1052 PIT Test Completion Report Template	SI Testing	03 rd April 2023	
REF-11	MHHS-DEL1053 PIT Test Readiness Report Template	SI Testing	03 rd April 2023	
REF-12	MHHS-DEL1054 PIT Test Execution Progress Report Template	SI Testing	03 rd April 2023	
REF-13	MHHS-DEL1064 Placing Reliance Policy	SI Testing	27 th April 2023	
REF-14	MHHS-DEL466 Defect Management Plan	SI Testing	23 rd May 2023	
REF-15	Simulators and Emulators	Sims & Ems		
REF-16	MHHS Outline Plan	PMO		
REF-17	MHHS-DEL1259 SIT Functional Test Approach & Plan	SI Testing	30 th June 2023	
REF-18	MHHS-DEL1275 Design Interim Release 2 Notes	Design Team	05 th July 2023	
REF -219	Annex 1 - Non-SIT LDSO MHHS QT Approach & Plan	MHHSP	31 January 2024	
REF-20	Annex 2: Non-SIT Supplier and Agent MHHS Qualification Testing Approach and Plan	Code Bodies	In development	
REF-21	Annex 3: New Entrant Non-SIT LDSO MHHS Qualification Testing	Code Bodies	In development	
REF-22	MHHS-DEL1662 SIT Migration Test Approach and Plan	SI Testing	20 th December 2023	
REF-23	MHHS-DEL2127 SIT Non-Functional Test Approach & Plan	SI Testing	21 st December 2023	
REF-24	SIT Operational Testing Approach & Plan	SI Testing	In development	

1.3 Terminology

Term	Description
------	-------------

Various	For terminology, see Programme glossary on the MHHS portal: Programme Glossary (sharepoint.com)
---------	--

2 Executive Summary

The Market-wide Half Hourly Settlement programme (MHHS) when completed will contribute to a more cost-effective electricity system, encouraging more flexible use of energy and helping consumers lower their bills.

This document describes what is expected of all Programme participants with regard to Pre-Integration Testing (PIT), where each component Service (e.g. Load Shaping Service, Supplier's system, ~~etc~~etc.) is tested in isolation by its owning organisation. PIT will include functional, migration, non-functional and operational testing.

~~PIT will be performed by all users of the new MHHS arrangements to validate every system or service that is included in the MHHS E2E Design for compliance with its functional, migration, non-functional requirements, and operational requirements. This includes back-office systems if affected. The system/service may have several components and PIT, to support SIT or Qualification Testing, refers to the testing conducted when those components have all been internally integrated and where all components are tested for business scenarios in an end-to-end manner. This should include interfaces covering the process triggers and process end point that may come from systems not defined within the MHHS Design. All Market Participants intending to operate within the new MHHS arrangements are required to perform Pre-Integration Testing (PIT) to validate every system or service that is included in the full MHHS Design for compliance with the MHHS functional, migration, non-functional, and operational requirements. This includes back-office systems if affected. The system/service may have several components and PIT for Qualification refers to the testing conducted when those components have all been internally integrated and where all components are tested to ensure the Market Participant can perform all steps for their Market Role as defined within the MHHS Business Processes. This should include interfaces with any system within their architecture that generates or ingests information required as part of the MHHS Business Processes that may come from or go to systems not defined within the MHHS Design.~~

PIT is the responsibility of each Programme participant, using their own systems, test environments, test data, test artefacts (scenarios and test cases), test processes, test tools (apart from programme provided tools which are set out in section 5.6.1), test management tool and defect management process. Programme Participants may place reliance on PIT testing completed by a third party provider, subject to agreement. Please see section 5.4.2

Programme participants can follow either the SIT or non-SIT route for each of their roles to become MHHS Qualified. SIT Programme participants will execute SIT on an End-to-End basis to prove the MHHS design. Qualification Testing will be defined on a role-by-role basis and executed on an individual ~~organisation~~organization level to assure the robust operation of Programme participants before they are allowed to start operating in the live MHHS arrangements. Please note that this document has been updated to incorporate the PIT guidance for Non-SIT Programme Participants. ~~For~~For reading clarity, where PIT test phases have been completed by SIT Programme Participants (CIT and SIT Functional) then the information related to these test phases has been removed from the main body of this document and retained in an appendix.

3 Introduction

3.1 Document Purpose

This document sets out what is expected of all Programme participants regarding their own testing (PIT) whether the Programme participant chooses to go through the SIT or non-SIT route.

This document should be read in conjunction with the SIT Test Approach and Plan documents and in conjunction with [REF06] – Qualification Approach and Plan and its annexes, if a participant is completing qualification testing [REF-19, REF-20 and REF-21]. In this document, readers will also be sign posted to other documents where relevant.

Note: Some of the documents which are sign posted may be produced at a later stage or further information will be available in future iterations.

The PIT guidance covers:

- Scope and objectives;
- PIT section covering:
 - PIT overview;
 - PIT stages including:
 - PIT for SIT Programme participants;

- PIT for ~~non-SIT~~non-SIT Programme participants;
- Scope and test coverage for PIT;
- PIT preparations including:
 - Programme participants adopting the Placing Reliance Policy; and
 - PIT entry criteria.
- PIT deliverables for:
 - SIT Programme participants (including phased approach for entry into SIT);
 - Non-SIT Programme participants;
- PIT execution including test harnesses;
- PIT completion including:
 - Test evidence (how to provide, where to store and retention period of test evidence);
 - PIT exit criteria; and
 - Failure to exit PIT.
- Test assurance including:
 - Assurance overview;
 - Test assurance scope;
 - Test assurance approach;
 - Assurance criteria;
 - Engagement;
 - Outputs; and
 - Roles and responsibilities.

3.2 Intended Audience

This document is intended to be read by the following groups:

- Lead Delivery Partner (LDP)
- SRO Function (SRO)
- Code Bodies
- MHHS Programme participants who are required to participate in SIT and Qualification Testing
- Software providers to the above Programme participants
- Independent Programme Assurance (IPA).

3.3 Reviews and Approvals

The Pre-Integration Testing Guidance document will go through an initial formal review by the drafting team. Upon completion of initial review it will then go through a formal review by the SRO, LDP and Code Bodies teams as well as industry review.

3.4 Change Forecast

The MHHS SI Test Team, in conjunction with Code Bodies, will own this document and keep it up to date, with review and approval by MHHS Programme governance as appropriate. Each new version supersedes the previous version in its entirety. Updates to this document will follow the review and approval process outlined above in Section 3.3 - [Reviews and Approvals](#)~~Reviews and Approvals~~.

3.5 Summary of Changes

The updates incorporated into V2.24 of this document are as follows:

- [Clarification of the definition of PIT](#)
- [Additional guidance on the scope of PIT expected for non-SIT participants](#)
- [Addition of appendix A with illustrative examples of PIT scope](#)
 - [Addition of timelines for PIT deliverables for non-SIT participants](#)~~V2.3 of this document introduced the following changes to the document~~
- Removal of material related to PIT to support entry to a SIT phase that have already completed or commenced
- Housekeeping changes to simplify document and remove duplication
- [Alignment with latest version of the \[REF-06\] MHHS-DEL1118 Qualification Approach and Plan](#)
- [Addition of timelines for PIT deliverables for non-SIT participants](#)
-

3.6 Assumptions

The following assumptions have been made in this document, which may be revised in later versions:

- Test evidence requirements for Migration, Non-Functional and Operational Testing will be updated in the future version of PIT Guidance document;
- Any further information required for entry into SIT will be specified (current or future versions) in SIT Approach & Plan (per stage); and

Any further information required for entry into Qualification Testing will be specified in [REF-06] MHHS-DEL1118 Qualification Approach and Plan and supporting annexes

4 Scope and Objectives

4.1 Objectives

The objective of this PIT guidance is to define the principles of what is expected of Programme Participants regarding their PIT including successful PIT exit. It also describes the related obligations and activities of the MHHS Programme and Code Bodies.

4.2 Scope

The scope of this document covers:

- The requirements for PIT which refers to the design, build and test activities required to enter either SIT or Qualification Testing, depending on the path the Programme participant intends to take;
- Phased approach for PIT for SIT Programme participants; and
- Exit from PIT which will be assured by the MHHS SI Test Team (for SIT Programme participants) and Code Bodies in conjunction with Qualification Testing test managers (non-SIT Programme participants).

4.3 Out of Scope

The following is not within the scope of this document:

- For those Programme participants conducting SIT, details of the entry requirement criteria will be specified in the following separate deliverables:
 - SIT Approach & Plan (per test stage) - produced by the MHHS SI Test Team with the Code Bodies consulted and industry review through Programme governance. The separate documents per stage are:
 - [REF-05] SIT Component Integration Testing Approach & Plan;
 - [REF-17] SIT Functional Testing Approach & Plan;
 - [REF-22] SIT Migration Testing Approach & Plan;
 - [REF-23] SIT Non-Functional Testing Approach & Plan; and
 - [REF-24] SIT Operational Testing Approach & Plan.
- For those Programme participants conducting Qualification Testing, details of the entry requirement criteria will be specified in the following separate deliverables:
 - [REF-06] MHHS-DEL1118 Qualification Approach & Plan and supporting annexes - produced by the Code Bodies with the MHHS SI Test Team consulted and industry review through Programme, BSC and REC PAB governance.

5 Pre-Integration Testing

PIT refers to the Design, Build and Test activities required to enter into either Systems Integration Testing (SIT) or Qualification Testing (QT), depending on the path the Programme participants intends to take. PIT will be performed by all participants, whether this is via the SIT route or non-SIT Qualification route. PIT testing should include all participant systems and processes required to support the MHHS requirements which fall within the scope of both the BSC and REC.

~~e not within the scope of BSC or REC or MHHS Baseline Design and therefore not required for MHHS Qualification and not be tested in SIT or Qualification Testing.~~

Please note that as DUoS reports (REP900 and REP901) are part of the MHHS design they are not considered consequential change but the accuracy of those reports would be e.g. LDSO PIT should include tests to show they can generate a REP900 and REP901 report and the format is in line with the MHHS design but PIT activity to confirm the values within the report are being generated in line with the DCUSA would be considered consequential change as such an LDSO would not be expected to provide information on this within their submitted PIT deliverables.

5.1 Pre-Integration Testing Overview

The PIT phase is focused on the Programme participants' own testing, proving that they have designed, developed and tested their systems and that their systems align to the requirements within the MHHS E2E Design. Programme participants will be required to provide testing results that demonstrates their compliance with their systems functional, non-functional, functional, operational and operational and migration requirements relevant to their role in the market and specified in the MHHS E2E Design.

The PIT test phase will comprise the following different types of testing:

- Functional including negative testing: Migration covering elements of the migration design to be delivered by MHHS Qualified participants only;
- Please note, there are legacy activities all parties need to deliver for go live (M10) to support migration which are being managed under BSC and REC performance assurance frameworks and not covered by MHHS Qualification. Parties may choose to test these elements alongside their MHHS PIT activities if they can achieve this whilst still meeting the required deadline; however the MHHS Programme / Code Bodies will not be assuring these elements through MHHS Programme activities. 5.5.6 Non-Functional:
 - Performance;
 - Load;
 - Resilience; and
 - Security.
- Operational; and
- Regression.

PIT is the responsibility of each individual participant using their own:

- Systems;
- Test Environments;
- Test Data;
- Test Scenarios;
- Test Cases;
- Test Processes;
- Test Tools including test harnesses outside of the programme provided tools described in section 5.6.1;
- Test Management Tool; and
- Defect Management Process.

PIT must be performed by each individual Participant using their own system, or if they are placing reliance on a third party software or IT provider and the enduring solution is being hosted elsewhere, testing will take place in the host environment.

5.2 Scope for PIT

In PIT, each component system (e.g. Data Integration Platform – DIP, Load Shaping Service, ~~Supplier's~~ and ~~Supplier's~~ system) is tested in isolation by its owning organisation. This testing demonstrates the systems work as designed when running in a standalone manner and comply with the MHHS E2E Design.

Programme participants are expected to use the [REF-04] Baseline Design Artefacts and the [REF-02] MHHSP-DES189 Design Artefact Matrix on the Programme Collaboration Base to identify their scope of testing based on their market role especially to support identifying role specific business requirements,

Further, for information regarding all Programme Testing, Programme participants are encouraged to visit MHHS Website or Programme Collaboration Base to enhance their ability to identify the scope of their PIT.

For both SIT and non-SIT Participants, we will expect Programme Participants as part of their PIT to demonstrate that the processes have been tested in their environment in an end-to-end manner as they will operate in the live system. For participants who are placing reliance on service providers and as such some elements are being carried out within service provider's test environments, it is expected there will be further PIT testing to show that software has been successfully deployed and integration into the enduring host environment. If this element of PIT cannot happen prior to Qualification Testing due to participant being dependant on their service provider completing testing, this should be documented with a participants' PIT Test Approach and Plan so that this can be agreed with Code Bodies.

Existing market participants who are incorporating the new MHHS requirements into existing systems and processes should demonstrate that the outcome from business processes previously assessed through code qualification is not impacted by MHHS. For example, Code Bodies will require evidence from Suppliers that their customer gains process has been updated to recognise the new DIP interactions and the new agent appointment process. Existing Metering Equipment Managers (MEMs) will need to demonstrate that their process for managing Meter Technical Details (MTDs) and sharing with other market participants have been updated to recognise the new DIP interfaces and the new market roles within DTN messages.

5.2.1

Test Coverage for PIT

To define test coverage, Programme participants are expected to reference the MHHS E2E Design available on the Programme Collaboration Base to enable each Programme participant to produce a Requirements to Test Traceability Matrix (RTTM) for PIT. Participants are expected to test the full elements of MHHS design that are applicable to their market role. These artefacts are sign-posted in [REF-02] MHHSP-DES189 Design Artefact Matrix (where all the MHHS Design Artefact Types are referenced).

This approach applies to all types of testing (e.g. functional, migration, non-functional, operational). Programme participants are responsible for producing PIT test scenarios and cases based on their market role.

The test scenarios in the PIT test phase should be mapped back to the corresponding MHHS Design so that the breadth of test coverage can be measured and verified. This should be done by the Programme participant responsible for producing the test cases. Programme participants as a minimum should consider all role specific requirements, all role relevant interfaces (including any business validation requirements) and business processes. As such, PIT coverage should be wider than exchange of messages with DIP. PIT test coverage should also consider negative testing.

Test coverage must be demonstrated by Programme participants prior to test execution commencing and any subsequent changes must be updated at test completion. We expect the scope of PIT testing and therefore PIT evidence to reflect the scope of testing that will be required to be executed in either SIT or Qualification Testing. Please note, as programme participants are expected to test the full elements of MHHS design that are applicable to their market role, PIT scope may be wider than agreed test coverage for Qualification Testing.

Please see section 5.4.1 for placing reliance considerations.

5.3 PIT Stages

PIT relevant to entry into SIT may be carried out in several stages i.e. PIT in readiness for CIT, SIT Functional, SIT Migration, SIT Non-Functional, SIT Operational, as shown in the figure below.

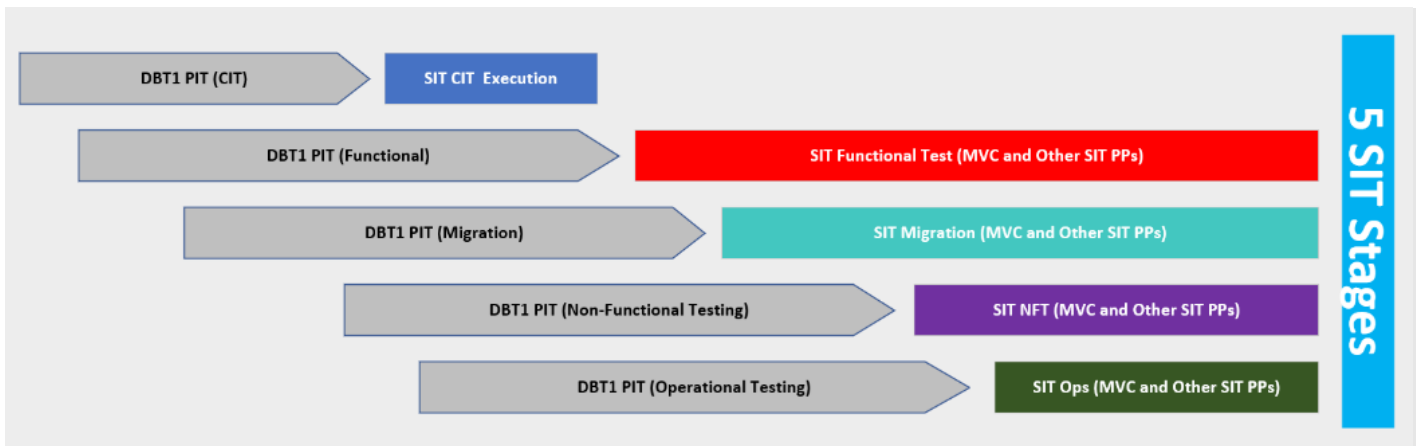


Figure 1 PIT Phased Approach for Entry into SIT

Participants will then be required to provide successful PIT completion for each phase of SIT. Please see further details in section [5.5 - Error! Reference source not found.](#)

Participants choosing the Qualification Testing route, apart from non-SIT LDSOs, will be expected to meet a single PIT completion date which should cover functional, migration, non-functional and operational PIT in readiness for Qualification Testing. For Non-SIT LDSOs, there will be two PIT completion dates, with one set of activities to cover functional and migration and a second set to cover non-functional and operational.

Where a participant identifies this is not possible and some elements of PIT may need to be completed in parallel or following Qualification Testing, the participant must document this within their PIT Approach and Plan to enable this to be agreed with Code Bodies. An example of this may be where a participant is reliant on system functionality being proven through functional testing before it can be deployed / integrated into a participant's enduring environment.

5.4 PIT Preparations

PIT is the responsibility of each individual Programme participant, using their own systems¹, test environments, test data, test scenarios, test cases, test processes, test tools (apart from programme provided test harnesses which are set out in 5.6.1), test management tool and defect management process.

5.4 Programme participants are expected to produce test preparation deliverables such as Test Approach and Plan, Requirements to Test Traceability Matrix (RTTM), Test scenarios, Test Readiness Report, Test Execution Progress Report and Test Completion Report. See Section 5.5 PIT Deliverables for further details.

Programme Participant's adopting the Placing Reliance Policy

The MHHS 'Placing Reliance Policy' [REF-13] can be adopted where Programme participants conducting PIT can either:

1. Intend to delegate some or all their PIT testing to a 3rd Party Software/IT Provider; or
2. Intend to conduct PIT as a group and delegate or place reliance within that group.

In either case, the accountability remains with the Programme participant's market role defined organisation to declare, organise the execution of and evidence their completed test coverage.

¹ Please see section 5.4.1 for more guidance on the expectations where placing reliance has been agreed.

How Programme participants choose to delegate PIT obligations may differ between participants. The details associated with a Programme participant's proposal along with how it would be practically delivered needs to be documented in the Programme participant's PIT Approach and Plan.

We expect the scope of PIT testing and therefore PIT evidence to reflect the scope of testing that will be required to be executed in Qualification Testing, given any agreed Placing Reliance Policy ~~submission~~-[submission](#).

If a Programme Participant is Placing Reliance on functional testing carried out by a third-party software / IT provider, there may be additional testing requirements to evidence that the software has been successfully deployed within the Programme Participant's environment including any internal integration with the third-party software / IT solution. It is expected that for some Programme Participant that this may not be possible prior in timeline set out in section 5.5 as they are reliant on system functionality being proven through functional testing before it can be deployed / integrated into a participant's enduring environment. As set out in section 5.5, this should be documented in the PIT Test Approach & Plan so that this can be agreed with Code Bodies.

Subject to the level of placing reliance agreed, there may be some scenarios in which the PIT deliverables expected for participants may vary. For example, if it is agreed that a participant may place full reliance on functional testing, including PIT, then it may be agreed that PIT deliverables to be submitted should only cover migration, non- functional and operational aspects. This would be agreed on a ~~case-by-case~~[case-by-case](#) basis.

Please refer to section 10.3 in [Ref 19] MHHS-DEL1118 Qualification Approach and Plan for more information on Placing Reliance for non-SIT Programme Participants.

PIT Entry Criteria for All Programme Participants

^{5.4.2} Programme participants can define their own PIT entry criteria, however all test deliverables detailed in Section 5.5 - ~~PIT Deliverables~~[PIT Deliverables](#) must be provided.

5.5 PIT Deliverables

Programme participants are responsible for managing their own testing process and will be required to demonstrate completion of their own internal PIT.

MHHS SI Test Team acknowledge that Programme participants will be using different methodologies and frameworks but how Programme participants deliver their testing should be aligned with the MHHS Programme's PIT Guidance. Each Programme participant undertaking PIT will be expected to provide the following test deliverables to the MHHS SI Test Team and/or Code Bodies:

- PIT Approach and Plan;
- Requirements to Test Traceability Matrix (RTTM) for PIT;
- PIT Test Scenarios; and
- PIT Test Completion Report.

Additionally, SIT participants, during PIT preparation and PIT test execution, Programme participants will also be expected to provide regular progress reports (including Test issues & defects):

- PIT Test Readiness Report; and
- PIT Test Execution Progress Report.
-

SIT Participants will have to produce the above PIT deliverables for CIT, Functional, Migration, Non-Functional and Operational testing. Any PIT activities related to each phase must be evidenced and assured before the appropriate SIT Phase commences.

Whilst Programme Participants are expected to complete PIT ahead of QT (in line with the below timeline), if a Programme Participants identifies that there may be some elements of PIT that need to be completed in parallel or following SIT / QT then Programme Participants should follow the guidance set in section 5.3.

MHHS SI Test Team have provided templates for the above test deliverables which are held in the Programme Collaboration Base. As far as possible, it is expected that participants make use of the provided templates. Please see table below:

Reference	MHHS Reference Number	Template Name
[REF-07]	MHHS-DEL1049	PIT Approach and Plan Template
[REF-08]	MHHS-DEL1050	PIT Requirements to Test Traceability Matrix Template
[REF-09]	MHHS-DEL1051	PIT Test Scenarios Template
[REF-10]	MHHS-DEL1052	PIT Test Completion Report Template
[REF-11]	MHHS-DEL1053	PIT Test Readiness Report
[REF-12]	MHHS-DEL1054	PIT Test Execution Progress Report

Table 1 PIT test deliverables templates

Note 1: For SIT, Programme participants are expected to supply the PIT Requirements to Test Traceability Matrix using the template provided. For all other test deliverables, Programme participants can choose to use their own templates provided all the required information specified in the MHHS templates is included.

Note 2: For non-SIT Programme participants, are expected to supply all PIT test deliverables using the templates provided e

5.5.1 Timescales for PIT Deliverables for SIT CIT Programme Participants

This section has been removed as test phase has completed. Please see appendix [A-B](#) for removed material.

5.5.1.1 Timescales for PIT Deliverables for SIT CIT - Interval 1

This section has been removed as test phase has completed. Please see appendix [A-B](#) for removed material.

5.5.1.2 Timescales for PIT Deliverables for SIT CIT - Interval 2

This section has been removed as test phase has completed. Please see appendix [A-B](#) for removed material.

5.5.1.3 Timescales for PIT Deliverables for SIT CIT - Interval 3

This section has been removed as test phase has completed. Please see appendix [A-B](#) for removed material.

5.5.1.4 Timescales for PIT Deliverables for SIT CIT - Interval 4

This section has been removed as test phase has completed. Please see appendix [A-B](#) for removed material.

5.5.1.5 Timescales for PIT Deliverables for SIT CIT - Interval 5

This section has been removed as test phase has completed. Please see appendix [A-B](#) for removed material.

5.5.1.6 Timescales for PIT Deliverables for SIT CIT - Interval 6

This section has been removed as test phase has completed. Please see appendix [A-B](#) for removed material.

This section has been removed as test phase has completed. Please see appendix [A-B](#) for removed material.

Timescales for PIT Deliverables for SIT Functional Programme Participants

This section has been removed as test phase has completed. Please see appendix [A-B](#) for removed material.

Timescales for PIT Deliverables for SIT Migration Programme Participants

5.5.2 This section describes the details of activities and deliverables associated to PIT for SIT Programme participants for their readiness to enter SIT Migration stage.

Table below shows the PIT deliverable milestones associated to PIT Migration Testing for both MVC and all other SIT Programme participants in readiness to enter SIT Migration:

5.5.3

Activity Milestone	Action	Deliverable Submission Timeline
PIT Approach and Plan	At least 12 Weeks before Programme Participant's Final Test Completion Report	16 th Feb 24 (No later than*)
PIT Test Readiness Report	To be submitted every two weeks on a Friday after issuing PIT Approach and Plan, until the start of PIT test execution	01 st Mar 24 ^{***}
PIT Requirements to Test Traceability Matrix	At least 4 weeks after PIT Approach and Plan. The Requirements to Test Traceability Matrix (RTTM) will also be updated during test execution	15 th Mar 24*
PIT Test Scenarios	PIT Test Scenarios issued same day as RTTM	15 th Mar 24*
PIT Test Execution Progress Report	Every month following start of PIT test execution and on a weekly basis in the last 4 weeks before completion of testing	03 rd May 24 ^{**}
PIT Execution	Assumption that PIT test execution runs up to PIT Test Completion Report is submitted	10 th May 24 (No later than*)
Programme participants issue Draft PIT Test Completion Report	A draft of the PIT Test Completion Report to be submitted no later than 15 working days before the planned end of test execution	19 th Apr 24 (No later than*)
Programme participants issue Final PIT Test Completion Report	Final PIT Test Completion Report submitted and allowing for any test completion delta	10 th May 24 (No later than*)
SIT Migration Ready to Start (TMAG Milestone)	TMAG Milestone - 1 week prior to SIT Migration Start for all SIT Programme participants (MVC and other SIT Programme participants)	03 rd June 24
SIT Migration Start	SIT Migration Start (MVC and Other SIT Programme participants)	10 th June 24

Table 2: PIT Deliverable Milestones for SIT Migration Testing

Note 1* – MHHS SI Test Team will agree timelines for prior PIT deliverables with individual SIT Programme participants in line with their delivery plans, allowing for test assurance activities in the lead up to SIT Migration.

Note 2** – For the purpose of this plan, this is the final PIT Test Execution Progress Report for the final month. In the final month, the requirement is to provide a weekly report and the monthly report is required to be provided once a month.

Note 3*** – For the purpose of this plan, this is the first PIT Test Readiness Report we will be expecting from Programme participants. This will be submitted every two weeks on a Friday after issuing PIT Approach and Plan, until the start of PIT test execution.

Timescales for PIT Deliverables for SIT Non-Functional Programme Participants

This section describes the details of activities and deliverables associated to PIT for SIT Programme participants for their readiness to enter SIT Non-Functional stage.

Table below shows the PIT deliverable milestones associated to PIT Non-Functional Testing for both MVC and all other SIT Programme participants in readiness to enter SIT Non-Functional:

Activity Milestone	Action	Deliverable Submission Timeline
PIT Approach and Plan	At least 12 Weeks before Programme Participant's Final Test Completion Report	10 th May 24 (No later than*)
PIT Test Readiness Report	To be submitted every two weeks on a Friday after issuing PIT Approach and Plan, until the start of PIT test execution	24 th May 24
PIT Requirements to Test Traceability Matrix	At least 4 weeks after PIT Approach and Plan. The Requirements to Test Traceability Matrix (RTTM) will also be updated during test execution	30 th May 24***
PIT Test Scenarios	PIT Test Scenarios issued same day as RTTM	30 th May 24 *
PIT Test Execution Progress Report	Every month following start of PIT test execution and on a weekly basis in the last 4 weeks before completion of testing	21 st June 24
PIT Execution	Assumption that PIT test execution runs up to PIT Test Completion Report is submitted	02 nd Aug 24*
Programme participants issue draft PIT Test Completion Report	A draft of the PIT Test Completion Report to be submitted no later than 15 working days before the planned end of test execution	12 th July 24
Programme participants issue final PIT Test Completion Report	Final PIT Test Completion Report submitted and allowing for any test completion delta	02 nd Aug 24**
SIT Non-Functional Ready to Start (TMAG Milestone)	TMAG Milestone - 1 week prior to SIT NFT Start for all SIT Programme participants (MVC and other SIT Programme participants)	27 th Aug 24
SIT Non-Functional Start	SIT NFT Start (MVC and Other SIT Programme participants)	2 nd Sep 24

Table 3 PIT Deliverable Milestones for SIT Non-Functional Testing

Note 1* – MHHS SI Test Team will agree timelines for prior PIT deliverables with individual SIT Programme participants in line with their delivery plans, allowing for test assurance activities in the lead up to SIT Non-Functional.

Note 2** – For the purpose of this plan, this is the final PIT Test Execution Progress Report for the final month. In the final month, the requirement is to provide a weekly report and the monthly report is required to be provided once a month.

Note 3*** – For the purpose of this plan, this is the first PIT Test Readiness Report we will be expecting from Programme participants. This will be submitted every two weeks on a Friday after issuing PIT Approach and Plan, until the start of PIT test execution.

Timescales for PIT Deliverables for SIT Operational Programme Participants

This section describes the details of activities and deliverables associated to PIT -for SIT Programme participants for their readiness to enter SIT Operational stage.

Table below shows the -PIT deliverable milestones associated to PIT Operational Testing for both MVC and all other SIT Programme participants in readiness to enter SIT Operational:

Activity Milestone	Action	Deliverable Submission Timeline
PIT Approach and Plan	At least 12 Weeks before Programme Participant's Final Test Completion Report	14 th June 24 (No later than*)
PIT Test Readiness Report	To be submitted every two weeks on a Friday after issuing PIT Approach and Plan, until the start of PIT test execution	28 th June 24***
PIT Requirements to Test Traceability Matrix	At least 4 weeks after PIT Approach and Plan. The Requirements to Test Traceability Matrix (RTTM) will also be updated during test execution	4 th July 24*
PIT Test Scenarios	PIT Test Scenarios issued same day as RTTM	4 th July 24*
PIT Test Execution Progress Report	Every month following start of PIT test execution and on a weekly basis in the last 4 weeks before completion of testing	30 th Aug 24**
PIT Execution	Assumption that PIT test execution runs up to PIT Test Completion Report is submitted	06 th Sep 24 (No later than*)
Programme participants issue draft PIT Test Completion Report	A draft of the PIT Test Completion Report to be submitted no later than 15 working days before the planned end of test execution	16 th Aug 24 (No later than*)
Programme participants issue final PIT Test Completion Report	Final PIT Test Completion Report submitted and allowing for any test completion delta	06 th Sep 24 (No later than*)
SIT Operation Ready to Start (TMAG Milestone)	TMAG Milestone - 1 week prior to SIT Operation Start for all SIT Programme participants (MVC and other SIT Programme participants)	30 th Sep 24
SIT Operation Start	SIT Operation Start (MVC and Other SIT Programme participants)	07 th Oct 24

Table 4 PIT Deliverable Milestones for SIT Operational Testing

Note 1* – MHHS SI Test Team will agree timelines for prior PIT deliverables with individual SIT Programme participants in line with their delivery plans, allowing for test assurance activities in the lead up to SIT Operational.

Note 2** – For the purpose of this plan, this is the final PIT Test Execution Progress Report for the final month. In the final month, the requirement is to provide a weekly report and the monthly report is required to be provided once a month.

Note 3*** – For the purpose of this plan, this is the first PIT Test Readiness Report we will be expecting from Programme participants. This will be submitted every two weeks on a Friday after issuing PIT Approach and Plan, until the start of PIT test execution.

Timescales for PIT Deliverables for non-SIT Programme Participants

This section describes the details of activities and deliverables associated to PIT for Non-SIT Programme participants for their readiness to enter Qualification Testing. Please also refer to [REF-06] MHHS-DEL1118 Qualification Approach & Plan and associated annexes.

Deliverable Submission Timeline						
Activity Milestone	Action	Non-SIT LDSO QT	Wave 1	Wave 2	Wave 3	Wave 4
PIT Approach and Plan (functional and migration)		26 April 2024	26 April 2024	26 April 2024	26 April 2024	26 April 2024

PIT Approach and Plan (Non- functional and Operational)		14 June 2024	26 April 2024	26 April 2024	26 April 2024	26 April 2024
PIT Requirements to Test Traceability Matrix (functional and migration)	At least 3 months before PIT completion. The Requirements to Test Traceability Matrix (RTTM) will also be updated during test execution	3 June 2024	27 September 2024	29 November 2024	31 January 2025	31 March 2025
PIT Test Scenarios (functional and migration)	PIT Test Scenarios issued same day as RTTM	3 June 2024	27 September 2024	29 November 2024	31 January 2024	31 March 2025
PIT Requirements to Test Traceability Matrix (Non Functional and Operational)	At least 3 months before PIT completion. The Requirements to Test Traceability Matrix (RTTM) will also be updated during test execution	12 July 2024	27 September 2024	29 November 2024	31 January 2025	31 March 2025
PIT Test Scenarios (Non Functional and Operational)	PIT Test Scenarios issued same day as RTTM	12 July 2024	27 September 2024	29 November 2024	31 January 2024	31 March 2025
Programme participants issue draft-PIT Test Completion Report (Functional and Migration)	At least 2 months before PIT completion, draft draft PIT Test Completion Report submitted.	26 July 2024	29 November 2024	31 January 2025	31 March 2025	30 May 2025
PIT Execution (Functional and Migration)	Assumption that PIT test execution runs up to PIT Test Completion Report is submitted	30 August 2024	20 December 2024	February 2025	18 April 2025	20 June 2025
PIT Execution (Non-Functional and Operational)	Assumption that PIT test execution runs up to PIT Test Completion Report is submitted	30 September 2024	20 December 2024	February 2025	18 April 2025	20 June 2025
Programme participants issue final PIT Test Completion Report	Final PIT Test Completion Report submitted and allowing for	2 30 August 2024	20 December 2024	21 February 2025	18 April 2025	20 June 2025

(Functional and Migration)	any test completion delta					
Programme participants issue final PIT Test Completion Report (Non-Functional and Operational)	Final PIT Test Completion Report submitted and allowing for any test completion delta	30 September 2024*	20 December 2024	21 February 2025	18 April 2025	20 June 2025

* As it is expected that non-SIT LDSO participants may not complete functional PIT for MPRS by the final functional PIT TCR submission date, this TCR submission should also MPRS aspects

Table 5: Deliverable Submission Timeline

5.6 PIT Execution

Each Programme participant will use and manage its own test processes, resources, test environments, test data, test tools (apart from programme provided test harnesses which are set out in 5.6.1 and test labs for PIT, noting the need to report progress to the MHHS SI Test Team and/or Code Delivery Bodies. Regardless of the development methodology used, there will be an activity performed towards the end of development, where the Programme participant performs business and/or acceptance testing of its integrated solution.

Test Harnesses

5.6.1

In principle, each Programme participant will be testing its own system(s) in a stand-alone manner and each party needs to develop any test harnesses/stubs it needs to adequately test its own systems. These mechanisms need to exercise the proving of the message sending and receipt. Please reference [REF-01] MHHS-DEL315 E2E Testing Integration Test Strategy.

However, the Programme has produced a test stub for use by participants in order to aid and evidence PIT – DIP Simulator

Please note, currently the programme is not scheduled to provide any test stubs for PIT above that listed above.

Each Programme participant must provide test evidence of a final test execution run covering all applicable IF messages and receipts of PUB messages using the DIP Simulator. The DIP Simulator will provide logging of the success or failure of IF messages received by the DIP Simulator. These DIP Simulator logs must be used as part of evidence for PIT completion, together with logs showing full details of the messages sent and received (the full details will be provided by the Programme participant and not by the DIP Simulator functionality). Please see section 5.7.3 - Test Evidence. Please note, the DIP Simulator has not been built to support volume testing and should not be used for this purpose.

Programme participant may also wish to make use of the CSS PIT simulator.

Programme participants can find further information regarding the DIP Simulator and Consumption Data Generator on the Programme Collaboration. Please see [REF-15] Simulators and Emulators.

5.7.1

Please see reference further information about DIP Simulator versions on section 5.7.2.3 DIP Simulator Versions.

5.7 PIT Completion

PIT Completion Overview

The exit criteria for completing PIT are set out in section 5.7.7 – PIT Exit Criteria for Programme Participants. PIT exit criteria for non-SIT participants is set out in section 10.4.2 of the QA&P [REF-006]. This requires that all test scenarios executed are passed successfully (within thresholds), that test results and evidence (including interface testing

evidence) are submitted for assurance and that any agreed work-off plan if required is provided to the MHHS Programme (SI Test Team) and/or to the Code Delivery Bodies for Qualification Testing.

The PIT Test Completion Report serves as a crucial document. It must include evidence and details about any work-off plans as per template provided in section 5.5 (Table 2.). This report is submitted by all Programme Participants as below

- SIT Programme Participants will submit the report to MHHS SI test team
- Non-SIT LDSO's Programme Participants will submit the report to MHHS Non-SIT LDSO Test Team
- Non SIT LDSO's Supplier and Agent and new entrant LDSOs (post M10) Programme Participants will Submit the report to Code bodies

This Report purpose is to record the outcome of their PIT. Additionally, this report forms part of the exit criteria from PIT.

Interim Design Release Plan for SIT and QT Entry

The following figure shows the interim design release plan for SIT Programme ~~participants~~ participants' entry into SIT Functional:

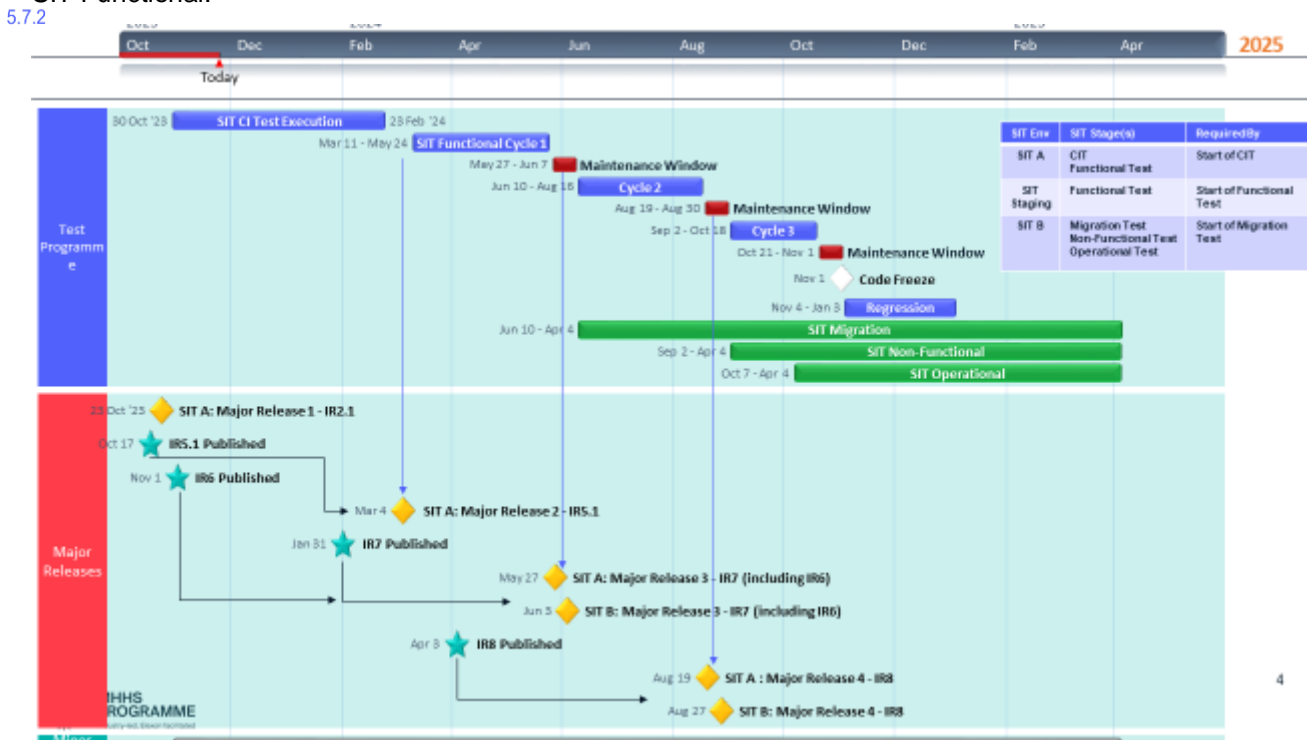


Figure 2 Interim Design Release Plan for SIT Entry

5.7.2.1 SIT CIT (All Intervals)

This section has been removed as test phase has completed. Please see appendix A-B for removed material.

5.7.2.2 SIT Functional

This section has been removed as test phase has completed. Please see appendix A-B for removed material.

5.7.2.3 Qualification Testing

Non-SIT LDSO Qualification Testing will be conducted against Interim Release 8 as this is expected to be the last design release prior to MHHS go live. As such, this is the release that Non SIT LDSO participants are expected to conduct their PIT activities against.

5.7.2.4 DIP Simulator Versions

The DIP Simulator is available to all participants for their use in PIT Testing. The DIP Simulator will simulate some basic functionality of the DIP such as format validation and routing which means that it will be a useful addition to a participant's suite of testing tools.

Below are the Design Interim Releases and their corresponding Swagger Versions, including the dates of publication and the uplift of the DIP Simulator to the related Interim Release. Please visit [MHHS Programme Collaboration Base](#) for more information on DIP Simulator

Interim Release	Design Interim Release Published	Swagger Version	SIT Effective From Date	DIP Simulator Uplifted
IR2	05-Jul-23	1.2	30-Oct-23	11-Aug-23
IR2.1	11-Oct-23	1.2.1	30-Oct-23	20-Oct-23
IR2.2	08-Nov-23	1.2.2	08-Nov-23	08-Nov-23
IR2.3	29-Nov-23	1.2.3	20-Dec-23	15-Dec-23
IR3	02-Aug-23	1.3	11-Mar-24	03-Nov-23
IR4	30-Aug-23	1.4	11-Mar-24	03-Nov-23
IR5	04-Oct-23	1.5	11-Mar-24	03-Nov-23
IR5.1	17-Oct-23	1.5.1	11-Mar-24	03-Nov-23
IR5.2	14-Dec-23	1.5.2	11-Mar-24	05-Jan-24
IR5.3	17-Jan-24	1.5.3	11-Mar-24	26-Jan-24
IR5.4	07-Feb-24	1.5.4	SIT start date for participant	TBC
IR6	01-Nov-23	1.6	10-Jun-24	25-Mar-24
IR7	31-Jan-24	1.7	10-Jun-24	25-Mar-24
IR8	03-Apr-24	1.8	02-Sep-24	24-Jun-24

Figure 3 DIP Simulator Versions

5.7.3 Test Evidence

Programme participants choosing the SIT route will have to provide evidence for PIT conducted for CIT, Functional, Migration, Non-Functional and Operational Testing. Programme participants completing their QT via a wave are expected to submit PIT test evidence once and this is expected to cover Functional, Migration, Non-Functional and Operational Testing. Non-SIT LDSO Participants are expected to submit their PIT test evidence in two submissions, with one submission covering Functional and migration and a second covering migration and operational.

5.7.3.1 PIT Evidence for CIT

This section has been removed as test phase has completed. Please see appendix [A-B](#) for removed material.

5.7.3.2 PIT Evidence for SIT Functional

This section has been removed as test phase has completed. Please see appendix [A-B](#) for removed material.

5.7.3.3 PIT Evidence for SIT Migration, NFT and Operational Testing

Test evidence requirements for Migration, Non-Functional and Operational Testing will be updated in the later version of PIT Guidance document.

5.7.3.4 PIT Evidence for non-SIT Programme Participants

Programme participants choosing the non-SIT route, will have to provide evidence of PIT completion to enter Qualification Testing which will prove specific functional, non-functional and migration-related characteristics of systems and processes.

- Evidence of successful IF and PUB messages relevant to their market role using the DIP Simulator. Please note, if DIP PUB messages ~~is~~are optional and a participant is ~~using not planning not~~to make use of this functionality, ~~they~~ are not expected to provide evidence of this.
 - For **IF messages sent outward** from the application - links to the DIP Simulator test logs of tests successfully executed plus files showing the contents of each message used; and
 - For **PUB messages sent inward** to the application, a file of the messages and record of their successful receipt (as shown by ~~an~~ http response sent out from the application) and screenshots showing the same information.
- Evidence that ~~end-to-end~~ processes have been successfully tested and the messages generated from the back-office systems. Successfully test the receipt and processing of the messages arriving at the appropriate destination point(s), which demonstrates the correct functioning of the system for each market role. This should include evidence of negative testing to validate the system functionality against the business validation included in MHHS design as well as evidence of exception handling testing.
- Evidence of successful testing of changes to existing data flows and new data flows. Evidence of a correctly formatted dataflow .usr formatted file, as would be received in production.
- If a Programme Participant is Placing Reliance on functional testing carried out by a third-party software / IT provider, they should provide evidence that the software has been successfully deployed within the Programme Participant's environment and that any internal integration with the third-party software / IT solution has been successfully updated.
- Evidence of migration processes (including forward, reverse migration) have been successfully tested and the messages generated from the back-office systems. Successfully test the receipt and processing of the messages arriving at the appropriate destination point(s), which demonstrates the correct functioning of the system for each market role.

5.7.4

How to Provide Evidence

All evidence provided by the Programme participant must be traceable by reference back to the specific test case and test scenario. The evidence for a completed PIT test must show the expected result, the actual result and pass or fail status. Screenshots of messages and or electronic logs of messages must be provided as appropriate. The evidence requested is standard for any test assurance process and should be similar to that required by the Programme participants' own quality gate and internal audit.

For Qualification Testing, non-SIT Programme Participants are expected to provide test evidence to support the Code Bodies assurance of PIT. Participants should also place copies of all the test evidence, as per section 5.5.4, in the given SharePoint location in Zipped files format. If a participant is not using test ~~datadata~~, then data should ~~be~~ be obfuscated or redacted. Please note there is guidance on test data anonymization for test reports and test evidence in Non-SIT LDSO Qualification Test Data Approach & Plan which is due to be shared in March 2024.

5.7.6

Where to Store Test Evidence

MHHS SI Test Team recognises that each Programme participant will have its own test management tool which they will use to manage their testing and test evidence. To facilitate the monitoring of test execution and test assurance, all Programme participants are expected to store copies of test evidence in their own test tools locally within the confines of their own DPIA.

Retention Period for Test Evidence

Programme participants will have to store and retain test evidence in their own test tools till the end of the MHHS Programme. This evidence will be used during test assurance to validate actual vs. expected results of the test. Participants may be requested copies of test evidence on an exception basis when a particular test scenario requires detailed research. Additionally, test evidence will be critical for triaging PIT defects which impacts SIT or Qualification Testing.

PIT Exit Criteria for Programme Participants

5.7.7

- All planned tests have been run to completion or any exceptions are documented and agreed with Programme participants internal stakeholders, MHHS SI Test Team and/or Code Delivery Bodies;
- All Priority 1 and 2 tests have passed, and the overall test pass rate is 85% or above, or any exceptions are documented and agreed with Programme participants internal stakeholders, MHHS SI Test Team and/or Code Delivery Bodies;
- There are no outstanding severity 1 or 2 defects, or any exceptions are documented and agreed with Programme participants internal stakeholders, MHHS SI Test Team and/or Code Delivery Bodies;
- Work-off plan for any outstanding defects has been produced and agreed with internal stakeholders, MHHS SI Test Team and/or Code Delivery Bodies;
- Test results and evidence have been submitted and assurance completed by MHHS SI Test Team and/or Code Delivery Bodies;
- All scope and coverage specified in section 5.2 Scope of PIT and 5.7.3. Test Evidence has been achieved and the test evidence specified in section - 5.7.3 Test Evidence submitted;
- All open defects at the end of PIT that have been assessed as materially impacting SIT or Qualification Testing have been captured in the MHHS defect management tool; and
- PIT test completion report produced and assured to record the outcome of Programme participants PIT.

Note: For Work-off plan and understanding the definition of severity for any PIT defects impacting entry into SIT or Qualification testing, please reference [REF14] MHHS-DEL466 Defect Management Plan.

5.7.8

Failure to Exit PIT

Failing to successfully complete PIT will prevent Programme participants from progressing into subsequent test phases i.e. SIT or Qualification Testing. In the case of a failure, the Programme participant will be asked to remedy the cause for failure and re-submit the request to exit.

When a Programme participant fails to exit PIT successfully, the MHHS SI Test Team (for SIT Participants) or Code Bodies (for Qualification Participants) will work with the Programme participant to agree a remediation plan. Where the failure to exit PIT has the potential to impact a Programme milestone, this will be presented by the MHHS SI Test Team/Code Bodies to MHHS Programme governance for assessment of the impact to the Programme plan.

6 Test Assurance

PIT assurance covering all testing-related deliverables and activities will be conducted in 2 stages:

- 1st line assurance - Self-assurance will be carried out by Programme participants;
- 2nd line assurance (SIT) - MHHS SI Test team will assure all SIT Programme participants; and
- 2nd line assurance (Non-SIT) – This will be assured by the MHHS Programme (for Non-SIT LDSOs) and Code Bodies (for Non-SIT Suppliers, Agents and LDSOs entering the market after M10).

The PIT assurance delivered by the programme and Code Bodies will be limited to the scope of both the BSC and REC Qualification.

6.1 Assurance Overview

Test assurance covers all testing-related deliverables and activities, with the purpose of identifying significant risks and issues and ensuring high standards of quality. The risks and issues are those which impact the start and completion of testing and therefore the readiness for the start of the migration period. These risks and issues can have knock-on effects on overall programme timelines and market confidence in the end-to-end solution and are therefore important to identify and mitigate.

The test assurance adheres to the standard 3 lines of defence model. For 1st-line testing assurance, there will be self-assurance carried out by the party conducting the activity or producing the deliverable. This will be the Programme participant. 2nd-line testing assurance is carried out by the MHHS SI Test team and/or Code Delivery Bodies and 3rd-line assurance (where relevant) is conducted by the Independent Programme Assurance (IPA).

6.2 Test Assurance Scope for SIT

The scope of test assurance, for SIT, will be as follows:

- **Assurance of approach and plan** – This will be carried out as soon as the PIT Approach & Plan document is available (at the time agreed between the assurer and the Programme participant) and in any case before the start of test execution;
- **Assurance of coverage** – This will be carried out as soon as the RTTM and test scenarios are available (at the time agreed between assurer and the Programme participant) and must be completed before the start of test execution;
- **Assurance of readiness** - The Programme participant undertaking the testing will produce a Test Readiness Report which will be assured in time to feed into the Programme participant's decision point which initiates a test stage; and
- **Assurance of execution** – The Programme participant undertaking the testing will produce, during test execution, Test Execution Progress Reporting. On completion, a Test Completion Report (in both draft and final versions) which will be reviewed to inform the test assurance position associated with a Programme participant's completion.
- **Additional assurance** – The above may be supplemented by additional activities. These could include:
 - Interviews;
 - Test execution progress report reviews;
 - Test witnessing;
 - Test evidence reviews;
 - Defects reviews;
 - Quality gate attendance; and
 - Review of Programme participant's 1st-line assurance output.

Programme participants that are selected for additional assurance will be notified at least 10 working days prior to the activity taking place.

6.3 Test Assurance Scope for non-SIT

The scope of test assurance, for Qualification Testing, will be as follows:

- **Assurance of approach and plan** – This will be carried out as soon as the PIT Approach & Plan document is available;
- **Assurance of coverage** – This will be carried out as soon as the RTTM and test scenarios are available.
- **Assurance of execution** – The Programme participant undertaking the testing will produce, a Test Completion Report including workoff, with associated test evidence, which will be reviewed to inform the test assurance position associated with a Programme participant's completion.
- **Additional assurance** – The above may be supplemented by additional activities. These could include:
 - Test evidence reviews;
 - Defects reviews;
 - Quality gate attendance; and

6.4 Assurance Criteria

- Review of Programme participant's 1st-line assurance output.
- **Assurance of approach and plan** – The Test Approach & Plan document will be examined for the fitness for purpose of the following:
 - Planning and scheduling (including planned resources);
 - Architectural assurance (where the way the systems and test stubs are assembled for testing is examined);
 - Defect triage and management;
 - Regression and re-test approach;
 - Test environments and release and configuration management;
 - Test case specification approach;
 - Test data allocation and management approach;
 - Test stubs provided;
 - Test coverage (functional and non-functional);
 - Approach to risk-based testing; and
 - Test basis.
- **Assurance of coverage** – The Requirements to Test Traceability Matrix (RTTM) and Test Scenarios are subject to review for:
 - Test coverage – do the scenarios collectively address the coverage defined in the PIT Approach and Plan;
 - Test quality – are the scenarios fit for purpose, complete and accurate to the scope defined; and
 - Traceability – can the scenarios be mapped to requirements and agreed scope.
- **Assurance of readiness** – The Test Readiness Report will be assured for completeness and accuracy. Attendance at the quality gate may also be included and feedback provided for:
 - Any risks and issues that are still outstanding; and
 - Whether agreed criteria have been met.

- **Assurance of execution** – The Test Execution Progress Report and Test Completion Report (both draft and final versions) will be assured for completeness and accuracy. This will include:
 - Test evidence – tests performed should be supported by auditable evidence. Selected test evidence will be reviewed;
 - Test quality – test findings (including defects) should be accurate and complete, providing good quality information to support analysis and resolution; and
 - Progress – actuals in high priority/risk areas; key areas of the solution.
- **Assurance of work off plans** – The work off plans will be reviewed to assess:
 - Risks carried forward due to testing not completed or due to open defects; and
 - Viability of plans to close residual items.

6.5 Engagement

Where the MHHS SI Test Team are assuring a Programme participant, they (together with the PPC) will first obtain from the participant a plan for the deliverables and activities to be assured and make the participant aware of the material the MHHS SI Test Team expects to see. The MHHS SI Test Team will maintain a tracker of documentation and planned dates and will request the relevant material close to the planned date. The MHHS SI Test Team will then conduct the review and may request a meeting with the Programme participant for clarifications.

The MHHS SI Test Team will ensure full transparency and buy-in from the Programme participants being reviewed. Draft reports will be submitted to the Programme participant for comments before being concluded.

Engagement for non-SIT participants will be as document in the Qualification Approach and Plan [REF-06] and associated annexes.

6.6 Outputs

For 1st-line assurance of deliverables, the outputs will be the review comments generated, together with the audit trail of the acceptance of the responses. For 1st-line assurance of activities, the output will be a short report or records of a Quality Gate meeting.

For 2nd-line assurance, the MHHS SI Test Team will produce a short report for each piece of assurance work conducted. If an important shortcoming is identified, then a risk or issue is raised. For a shortcoming that needs remediating but does not warrant a programme risk or issue, then an action is recommended in the report and a completion date assigned. The MHHS SI Test Team will then track such actions via a central register to ensure that they are addressed in a timely manner.

Records of quality assurance activities conducted by the MHHS SI Test Team will be stored centrally and used to drive Management Information (MI) reporting. This will assign a RAG status for quality to each Programme participant for the relevant stage of the programme plan. The RAG status may not be present (if no assurance has been carried out).

7 Appendix A - Illustrative examples of PIT Scope

Code Bodies have developed ~~some~~ examples of how the PIT~~s~~ definition should be applied by Programme Participants for each role.

⋮

When interpreting the examples provided, the following principles should be considered:

- Any market messages listed are for illustrative purposes and is not expected to be a full list.
- Market Messages sent via DIP or DTN are undergoing changes and therefore should form a part of PIT evidence. CSS messages may be required to complete the Business Process steps as part of the test case but are not subject to assurance as there are no changes to CSS messages.
- Interactions with other Market Participants are depicted to illustrate how Market Messages will flow in live operation and are not expected to be covered in PIT.
- Each example illustrates the chosen Business Process from the perspective of one Market Role under test, which has been specified. The same Business Processes may require testing from the perspective of other Market Roles than those depicted in the examples, in which case, their PIT scope would differ. For example, for a Supplier requesting metering works and receiving meter updates, the PIT Scope will differ from example 4.
- The examples shared are not a full list of Business Processes that various Market Roles will need to demonstrate coverage of.
- For the purpose of the Pre-Qualification Submission (PQS) (and for Placing Reliance), the expectation is a similar approach will be followed by Participants, as outlined in the examples, to identify systems to be covered within their System Architecture.
- When Placing Reliance, Programme Participants must ensure they can demonstrate full coverage of PIT as defined, i.e. ensuring coverage of any integration between various systems which may be hosted by different third parties or internally.

7.1 Supplier

PIT Scope for Suppliers for the following Business Processes:

- Change of Supplier (CoS) coincidental with Change of Agent (CoA) (BP001, BP002, BP003)
- Change of Registration Data (BP010)

7.1.1

Example 1 - Change of Supplier (CoS) coincidental with Change of Agent (CoA) (BP001, BP002, BP003)

Example 1 of PIT Scope for Suppliers

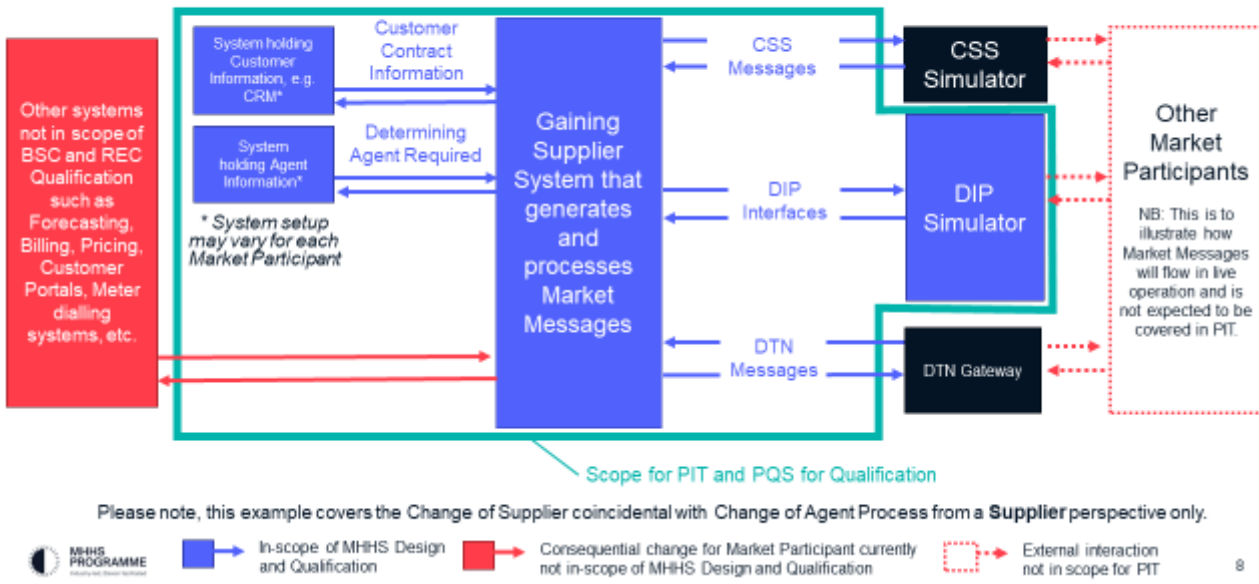


Figure 4 Example 1

Example 2 - Change of Registration Data (BP010)

7.1.2

Example 2 of PIT Scope for Suppliers

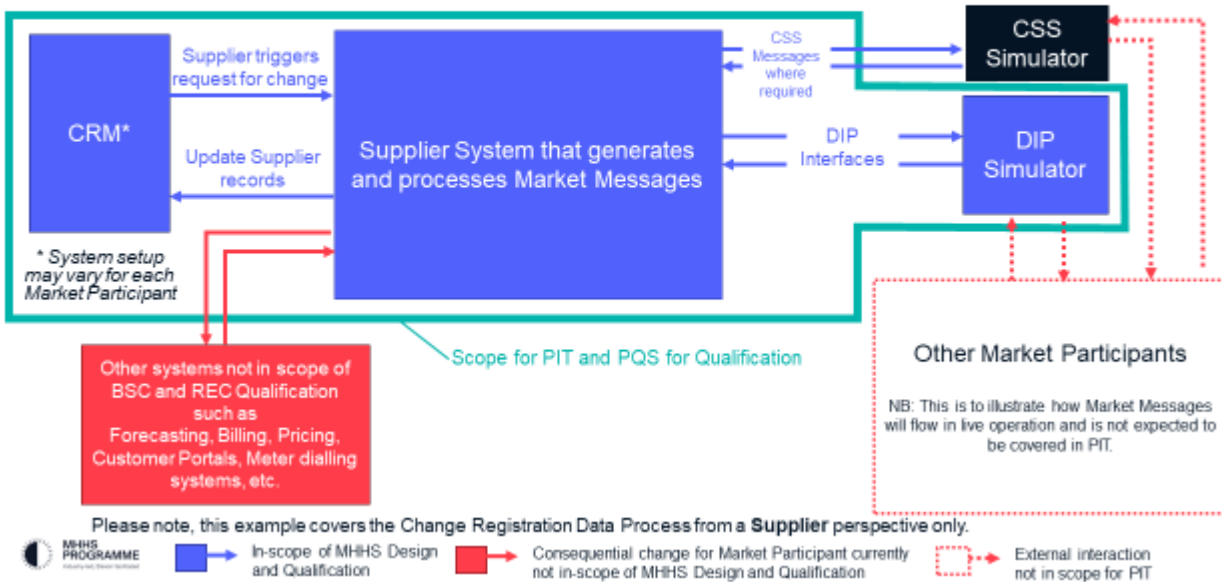


Figure 5 Example 2

7.2 Metering Service

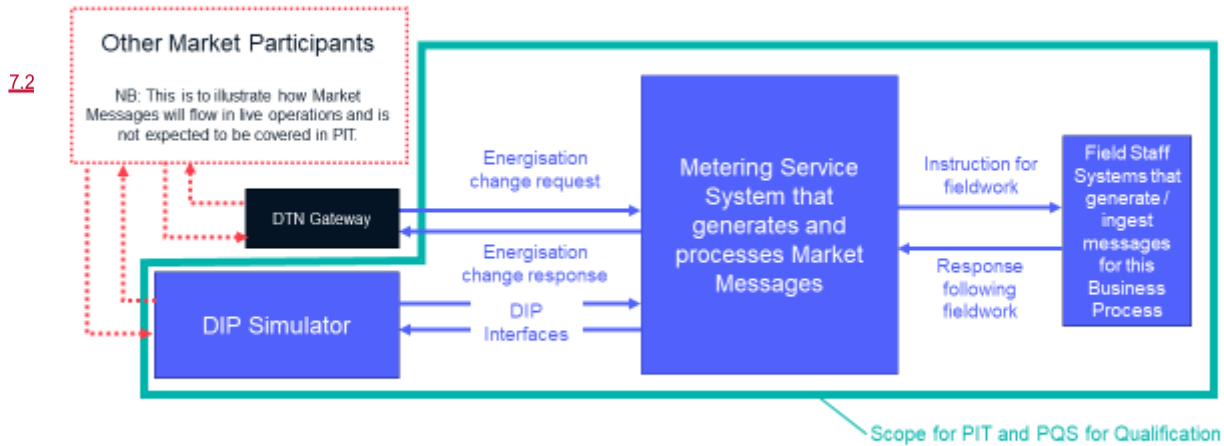
PIT Scope for Metering Service for the following Business Processes:

- Change of Energisation Status (BP008)
- Change of Metering (BP009)

Example 3 - Change of Energisation Status (BP008)

MHHS Business Process MHHSP-BP008: Change of Energisation

Example 3 of PIT Scope for Metering Service



Please note, this example covers the Change of Energisation Business Process from a **Metering Service** perspective only.



In-scope of MHHS Design and Qualification



External interaction not in scope for PIT

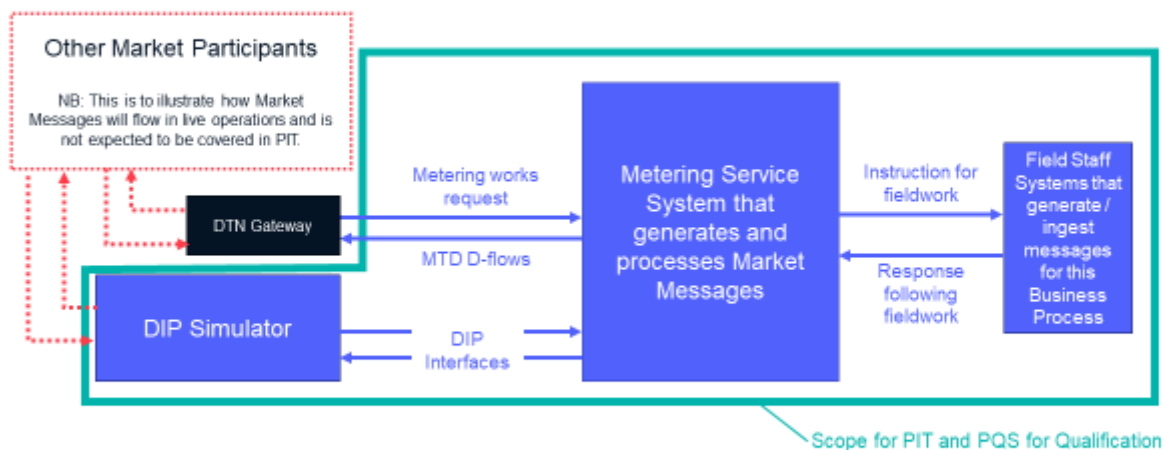
10

Figure 6 Example 3

7.2.2 Example 4 – Change of Metering (BP009)

MHHS Business Process MHHSP-BP009: Change of Metering

Example 4 of PIT Scope for Metering Service



Please note, this example covers the Change of Metering Business Process from a **Metering Service** perspective only.



In-scope of MHHS Design and Qualification



External interaction not in scope for PIT

11

Figure 7 Example 4

7.3 Data Services

PIT Scope for Data Service for the following Business Processes:

- Data Collection (BP004)

Example 5 – Data Collection (BP004)

MHHS Business Process MHHSP-BP004: Data Collection

Example 5 of PIT Scope for Data Services

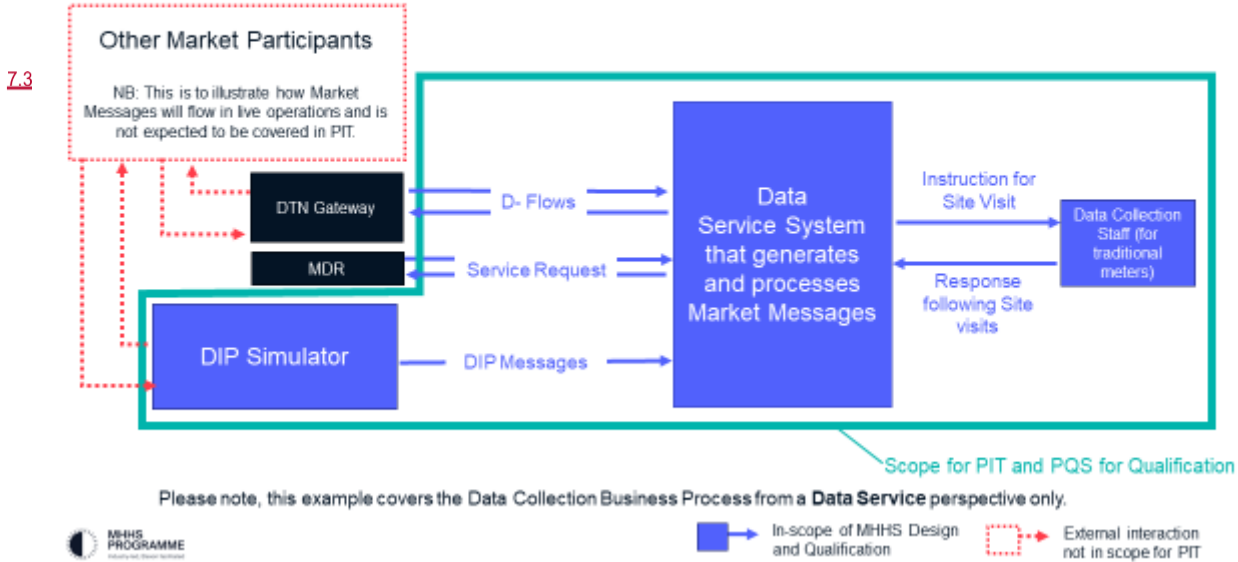


Figure 8 Example 5

7.4 LDSO, UMSO and Registration Services

PIT Scope for LDSO for the following Business Processes:

- Disconnection (BP007)
- Market-wide Data Service (BP019) and MHHSP-ERI011B-ECS Reports

7.4.1

Example 6 – Disconnection (BP007)

MHHS Business Process MHHSP-BP007: Disconnection

Example 6 of PIT Scope for LDSO/UMSO/Registration Service

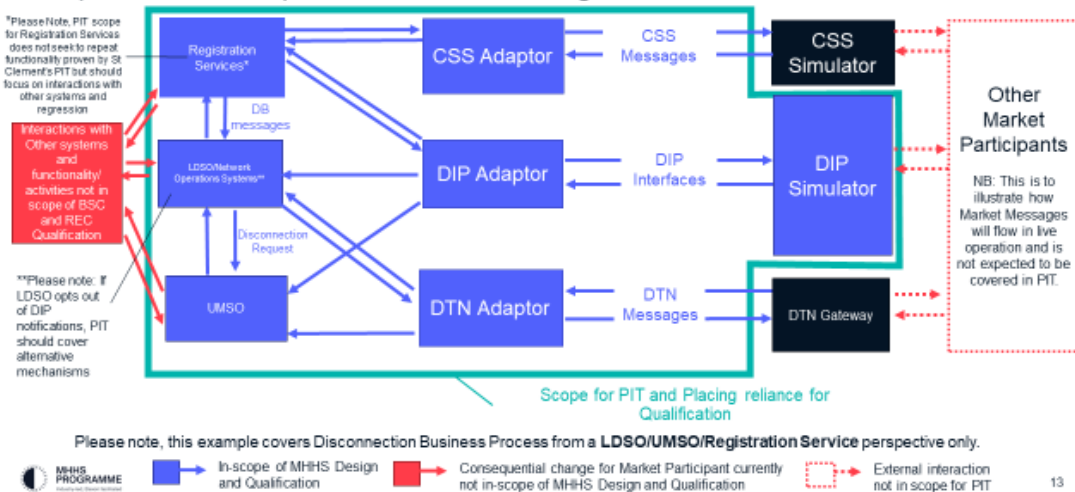


Figure 9 Example 6

Example 7 - Market-wide Data Service (BP019) and MHSP-ERI011B-ECS Reports

MHHS Business Process MHSP-BP019: Market-wide Data Service and MHSP-ERI011B-ECS Reports

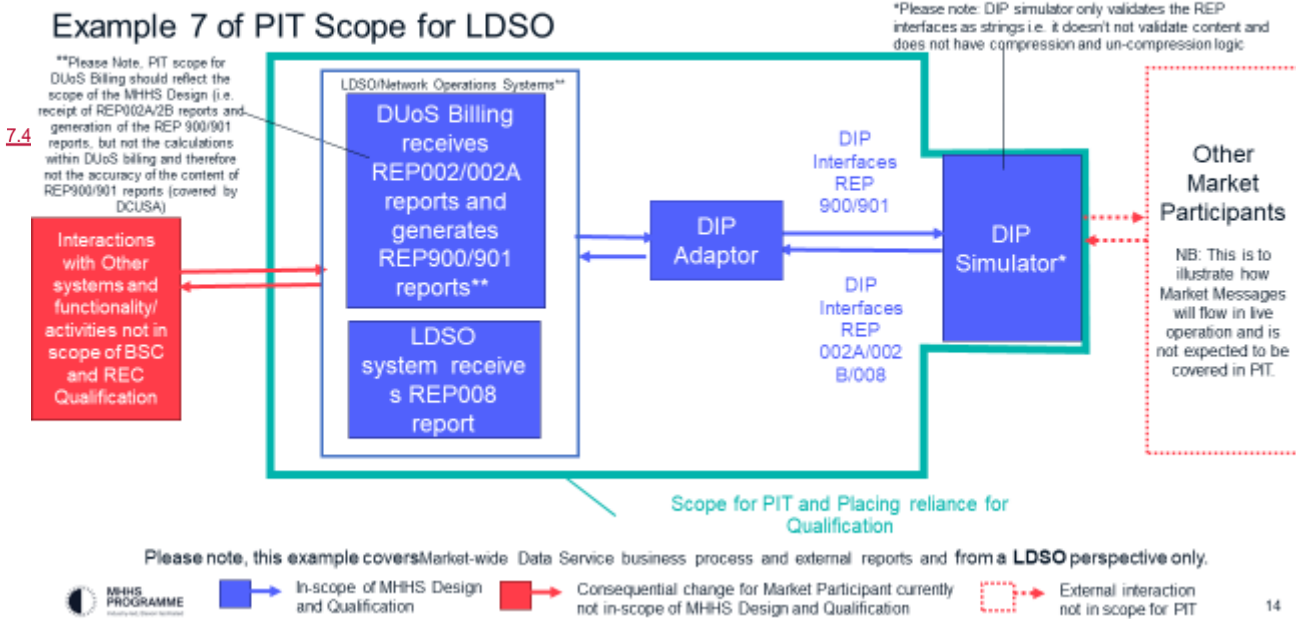


Figure 10 Example 7

Appendix AB – Archived Sections

As this document has been updated at various stages of the MHHS Programme, material related to test phase that have already completed have been removed from the main body of the document and have been retained in this appendix.

PIT Stages

The below section has been removed from many body of the document as the phasing of PIT deliverables for the different stages for SIT is now a well understood concept.

PIT for SIT Programme Participants

The MHHS Programme has considered a request from the Large Supplier Constituency (LSC) to phase the PIT approach and has accepted an option that allows all SIT Volunteers to split PIT test scope across multiple tranches of PIT i.e. MHHS Programme has adopted a model for a phased approach for Programme participant's entry into 5 Stages of SIT:

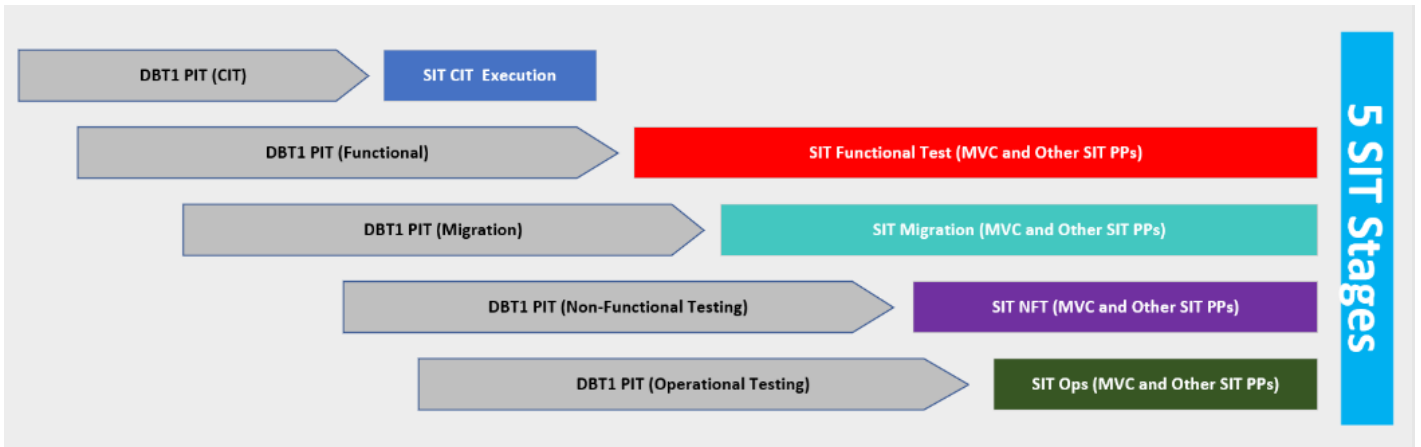


Figure 114 PIT Phased Approach for Entry into SIT

With this approach, LSC SIT Volunteers have the option to complete:

- PIT (CIT) - completed one month prior to the LSCs entry into appropriate CIT Intervals;
- PIT (Functional) – completed one month prior to the Programme start of SIT Functional Testing;
- PIT (Migration) – completed one month prior to the Programme start of SIT Migration Testing;
- PIT(NFT) – completed one month prior to the Programme start of SIT Non-Functional Testing; and
- PIT (Operational) – completed one month prior to the Programme start of SIT Operational Testing.

This approach applies to the SIT Volunteer Participants only. The delivery approach for Central Parties remains unchanged. SIT Programme participants retain the ability to manage an appropriate amount of iterative PIT Test Phases to support their own needs, aligned to entry into the 5 stages of SIT i.e. a Programme participant could 100% complete PIT scope for all 5 stages in readiness for CIT Entry or be fully functionally complete for CIT and have a 2nd -PIT activity for Migration, Non-Functional and Operational ahead of those activities or have 5 stages of PIT ahead of 5 stages of SIT.

It remains in the control of each Programme participant to decide what they want to do. Programme participants will be required to inform MHHS SI Test Team via bi-lateral meetings in conjunction with issuance of the first PIT Test Approach & Plan.

Based on which PIT phased approach a Programme participant chooses, MHHS SI Test Team expect a full set of PIT deliverables for each PIT phase to be delivered and subsequently assured.

Timescales for PIT Deliverables

This section has been removed from the main body of the document and contains information on what the expected timescales for the PIT test deliverables for CIT and SIT functional.

Timescales for PIT Deliverables for SIT CIT Programme Participants

This section describes the details of activities and deliverables associated to PIT for SIT Programme participants for their SIT CIT readiness dates within each CIT interval.

Participants can reference MHHS website for the [REF-16] MHHS Outline Plan

Timescales for PIT Deliverables for SIT CIT - Interval 1

Systems/Services/Market Roles for Interval 1 are:

- DIP;
- LSS; and

- MDS.

Table below shows the DBT1 PIT deliverable milestones for Programme participants in readiness to enter SIT CIT – Interval 1:

Activity Milestone	Action	Deliverable Submission Timeline
PIT Approach and Plan	At least 12 Weeks before Programme Participant's Final Test Completion Report	07 th July 23 (No later than*)
PIT Test Readiness Report	To be submitted every two weeks on a Friday after issuing PIT Approach and Plan, until the start of PIT test execution	21 st July 23 ^{***}
PIT Requirements to Test Traceability Matrix	At least 4 weeks after PIT Approach and Plan. The Requirements to Test Traceability Matrix (RTTM) will also be updated during test execution	4 th Aug 23*
PIT Test Scenarios	PIT Test Scenarios issued same day as RTTM	4 th Aug 23*
PIT Test Execution Progress Report	Every month following start of PIT test execution and on a weekly basis in the last 4 weeks before completion of testing	22 nd Sep 23 ^{**}
PIT Execution	Assumption that PIT test execution runs up to PIT Test Completion Report is submitted	29 th Sep 23 (No later than*)
Programme participants issue draft PIT Test Completion Report	A draft of the PIT Test Completion Report to be submitted no later than 15 working days before the planned end of test execution	8 th Sep 23 (No later than*)
Programme participants issue final PIT Test Completion Report	Final PIT Test Completion Report submitted and allowing for any test completion delta	29 th Sep 23 (No later than*)
SIT CIT Ready to Start (TMAG Milestone)	TMAG Milestone - 1 week prior to CIT Start for each CIT Interval	23 rd Oct 23
SIT CIT Start	CIT Interval 1 Start = PSG Milestone (M9)	30 th Oct 23

Table 6 PIT Deliverable Milestones for entry into SIT CIT- Interval 1

Note 1* – MHHS SI Test Team will agree timelines for prior PIT deliverables with individual SIT Programme participants in line with their delivery plans, allowing for test assurance activities in the lead up to SIT CIT.

Note 2** – For the purpose of this plan, this is the final test execution progress report for the final month. In the final month, the requirement is to provide a weekly report and the monthly report is required to be provided once a month.

Note 3*** – For the purpose of this plan, this is the first PIT test readiness report we will be expecting from Programme participants. This will be submitted every two weeks on a Friday after issuing PIT Approach and Plan, until the start of PIT test execution.

Timescales for PIT Deliverables for SIT CIT - Interval 2

Systems/Services/Market Roles for Interval 2 are:

- MPRS (Drop 1).

Table below shows the DBT1 PIT deliverable milestones for Programme participants in readiness to enter SIT CIT – Interval 2:

Activity Milestone	Action	Deliverable Submission Timeline
PIT Approach and Plan	At least 12 Weeks before Programme Participant's Final Test Completion Report	28 th July 23 (No later than*)

PIT Test Readiness Report	To be submitted every two weeks on a Friday after issuing PIT Approach and Plan, until the start of PIT test execution	10 th Aug 23 ^{***}
PIT Requirements to Test Traceability Matrix	At least 4 weeks after PIT Approach and Plan. The Requirements to Test Traceability Matrix (RTTM) will also be updated during test execution	1 st Sep 23 [*]
PIT Test Scenarios	PIT Test Scenarios issued same day as RTTM	1 st Sep 23 [*]
PIT Test Execution Progress Report	Every month following start of PIT test execution and on a weekly basis in the last 4 weeks before completion of testing	13 th Oct 23 ^{**}
PIT Execution	Assumption that PIT test execution runs up to PIT Test Completion Report is submitted	20 th Oct 23 (No later than [*])
Programme participants issue draft PIT Test Completion Report	A draft of the PIT Test Completion Report to be submitted no later than 15 working days before the planned end of test execution	29 th Sep 23 (No later than [*])
Programme participants issue final PIT Test Completion Report	Final PIT Test Completion Report submitted and allowing for any test completion delta	20 th Oct 23 (No later than [*])
SIT CIT Ready to Start (TMAG Milestone)	TMAG Milestone - 1 week prior to CIT Start for each CIT Interval	6 th Nov 23
SIT CIT Start	CIT Interval 2 Start = PSG Milestone (M9)	13 th Nov 23

Table 7 PIT Deliverable Milestones for entry into SIT CIT- Interval 2

Note 1* – MHHS SI Test Team will agree timelines for prior PIT deliverables with individual SIT Programme participants in line with their delivery plans, allowing for test assurance activities in the lead up to SIT CIT.

Note 2** – For the purpose of this plan, this is the final test execution progress report for the final month. In the final month, the requirement is to provide a weekly report and the monthly report is required to be provided once a month.

Note 3*** – For the purpose of this plan, this is the first PIT test readiness report we will be expecting from Programme participants. This will be submitted every two weeks on a Friday after issuing PIT Approach and Plan, until the start of PIT test execution.

Timescales for PIT Deliverables for SIT CIT - Interval 3

Systems/Services/Market Roles for Interval 3 are:

- Smart Data Services; and
- Advanced Data Services.

Table below shows the DBT1 PIT deliverable milestones for Programme participants in readiness to enter SIT CIT – Interval 3:

Activity Milestone	Action	Deliverable Submission Timeline
PIT Approach and Plan	At least 12 Weeks before Programme Participant's Final Test Completion Report	11 th Aug 23 (No later than [*])
PIT Test Readiness Report	To be submitted every two weeks on a Friday after issuing PIT Approach and Plan, until the start of PIT test execution	25 th Aug 23 ^{***}
PIT Requirements to Test Traceability Matrix	At least 4 weeks after PIT Approach and Plan. The Requirements to Test Traceability Matrix (RTTM) will also be updated during test execution	8 th Sep 23 [*]
PIT Test Scenarios	PIT Test Scenarios issued same day as RTTM	8 th Sep 23 [*]
PIT Test Execution Progress Report	Every month following start of PIT test execution and on a weekly basis in the last 4 weeks before completion of testing	27 th Oct 23 ^{**}

PIT Execution	Assumption that PIT test execution runs up to PIT Test Completion Report is submitted	3 rd Nov 23 (No later than*)
Programme participants issue draft PIT Test Completion Report	A draft of the PIT Test Completion Report to be submitted no later than 15 working days before the planned end of test execution	13 th Oct 23 (No later than*)
Programme participants issue final PIT Test Completion Report	Final PIT Test Completion Report submitted and allowing for any test completion delta	3 rd Nov 23 (No later than*)
SIT CIT Ready to Start (TMAG Milestone)	TMAG Milestone - 1 week prior to CIT Start for each CIT Interval	20 th Nov 23
SIT CIT Start	CIT Interval 3 Start = PSG Milestone (M9)	27 th Nov 23

Table 8 PIT Deliverable Milestones for entry into SIT CIT- Interval 3

Note 1* – MHHS SI Test Team will agree timelines for prior PIT deliverables with individual SIT Programme participants in line with their delivery plans, allowing for test assurance activities in the lead up to SIT CIT.

Note 2** – For the purpose of this plan, this is the final test execution progress report for the final month. In the final month, the requirement is to provide a weekly report and the monthly report is required to be provided once a month.

Note 3*** – For the purpose of this plan, this is the first PIT test readiness report we will be expecting from Programme participants. This will be submitted every two weeks on a Friday after issuing PIT Approach and Plan, until the start of PIT test execution.

Timescales for PIT Deliverables for SIT CIT - Interval 4

Systems/Services/Market Roles for Interval 4 are:

- Metering Services.

Table below shows the DBT1 PIT deliverable milestones for Programme participants in readiness to enter SIT CIT – Interval 4:

Activity Milestone	Action	Deliverable Submission Timeline
PIT Approach and Plan	At least 12 Weeks before Programme Participant's Final Test Completion Report	25 th Aug 23 (No later than*)
PIT Test Readiness Report	To be submitted every two weeks on a Friday after issuing PIT Approach and Plan, until the start of PIT test execution	8 th Sep 23***
PIT Requirements to Test Traceability Matrix	At least 4 weeks after PIT Approach and Plan. The Requirements to Test Traceability Matrix (RTTM) will also be updated during test execution	15 th Sep 23*
PIT Test Scenarios	PIT Test Scenarios issued same day as RTTM	15 th Sep 23*
PIT Test Execution Progress Report	Every month following start of PIT test execution and on a weekly basis in the last 4 weeks before completion of testing	10 th Nov 23**
PIT Execution	Assumption that PIT test execution runs up to PIT Test Completion Report is submitted	17 th Nov 23 (No later than*)
Programme participants issue draft PIT Test Completion Report	A draft of the PIT Test Completion Report to be submitted no later than 15 working days before the planned end of test execution	27 th Oct 23 (No later than*)
Programme participants issue final PIT Test Completion Report	Final PIT Test Completion Report submitted and allowing for any test completion delta	17 th Nov 23 (No later than*)
SIT CIT Ready to Start (TMAG Milestone)	TMAG Milestone - 1 week prior to CIT Start for each CIT Interval	4 th Dec 23
SIT CIT Start	CIT Interval 4 Start = PSG Milestone (M9)	11 th Dec 23

Table 9 PIT Deliverable Milestones for entry into SIT CIT- Interval 4

Note 1* – MHHS SI Test Team will agree timelines for prior PIT deliverables with individual SIT Programme participants in line with their delivery plans, allowing for test assurance activities in the lead up to SIT CIT.

Note 2** – For the purpose of this plan, this is the final test execution progress report for the final month. In the final month, the requirement is to provide a weekly report and the monthly report is required to be provided once a month.

Note 3*** – For the purpose of this plan, this is the first PIT test readiness report we will be expecting from Programme participants. This will be submitted every two weeks on a Friday after issuing PIT Approach and Plan, until the start of PIT test execution.

Timescales for PIT Deliverables for SIT CIT - Interval 5

Systems/Services/Market Roles for Interval 5 are:

- Suppliers;
- Network Operations; and
- UMSO

Table below shows the DBT1 PIT deliverable milestones for Programme participants in readiness to enter SIT CIT – Interval 5:

Activity Milestone	Action	Deliverable Submission Timeline
PIT Approach and Plan	At least 12 Weeks before Programme Participant's Final Test Completion Report	15 th Sep 23 (No later than**)
PIT Test Readiness Report	To be submitted every two weeks on a Friday after issuing PIT Approach and Plan, until the start of PIT test execution	29 th Sep 23****
PIT Requirements to Test Traceability Matrix	At least 4 weeks after PIT Approach and Plan. The Requirements to Test Traceability Matrix (RTTM) will also be updated during test execution	06 th Oct 23**
PIT Test Scenarios	PIT Test Scenarios issued same day as RTTM	06 th Oct 23**
PIT Test Execution Progress Report	Every month following start of PIT test execution and on a weekly basis in the last 4 weeks before completion of testing	01 st Dec 23***
PIT Execution	Assumption that PIT test execution runs up to PIT Test Completion Report is submitted	8 th Dec 23 (No later than**)
Programme participants issue draft PIT Test Completion Report	A draft of the PIT Test Completion Report to be submitted no later than 15 working days before the planned end of test execution	17 th Nov 23 (No later than**)
Programme participants issue final PIT Test Completion Report	Final PIT Test Completion Report submitted and allowing for any test completion delta	8 th Dec 23 (No later than**)
SIT CIT Ready to Start (TMAG Milestone)	TMAG Milestone - 1 week prior to CIT Start for each CIT Interval	8 th Jan 24
SIT CIT Start	CIT Interval 5 Start = PSG Milestone (M9)	15 th Jan 24*

Table 10 PIT Deliverable Milestones for entry into SIT CIT- Interval 5

Note 1* – There is an extended period between CIT Intervals 4 and 5 allowing for the Xmas and New Year period. Some readiness dates have also been adjusted accordingly for CIT Intervals 5 and 6.

Note 2** – MHHS SI Test Team will agree timelines for prior PIT deliverables with individual SIT Programme participants in line with their delivery plans, allowing for test assurance activities in the lead up to SIT CIT.

Note 3*** – For the purpose of this plan, this is the final test execution progress report for the final month. In the final month, the requirement is to provide a weekly report and the monthly report is required to be provided once a month.

Note 4**** – For the purpose of this plan, this is the first PIT test readiness report we will be expecting from Programme participants. This will be submitted every two weeks on a Friday after issuing PIT Approach and Plan, until the start of PIT test execution.

Timescales for PIT Deliverables for SIT CIT - Interval 6

Systems/Services/Market Roles for Interval 6 are:

- MPRS (Drop 2);
- EES; and
- UMSDS

Table below shows the DBT1 PIT deliverable milestones for Programme participants in readiness to enter SIT CIT – Interval 6:

Activity Milestone	Action	Deliverable Submission Timeline
PIT Approach and Plan	At least 12 Weeks before Programme Participant's Final Test Completion Report	13 th Oct 23 (No later than*)
PIT Test Readiness Report	To be submitted every two weeks on a Friday after issuing PIT Approach and Plan, until the start of PIT test execution	27 th Oct 23***
PIT Requirements to Test Traceability Matrix	At least 4 weeks after PIT Approach and Plan. The Requirements to Test Traceability Matrix (RTTM) will also be updated during test execution	10 th Nov 23*
PIT Test Scenarios	PIT Test Scenarios issued same day as RTTM	10 th Nov 23*
PIT Test Execution Progress Report	Every month following start of PIT test execution and on a weekly basis in the last 4 weeks before completion of testing	29 th Dec 23**
PIT Execution	Assumption that PIT test execution runs up to PIT Test Completion Report is submitted	5 th Jan 24 (No later than*)
Programme participants issue draft PIT Test Completion Report	A draft of the PIT Test Completion Report to be submitted no later than 15 working days before the planned end of test execution	1 st Dec 23 (No later than*)
Programme participants issue final PIT Test Completion Report	Final PIT Test Completion Report submitted and allowing for any test completion delta	5 th Jan 24 (No later than*)
SIT CIT Ready to Start (TMAG Milestone)	TMAG Milestone - 1 week prior to CIT Start for each CIT Interval	22 nd Jan 24
SIT CIT Start	CIT Interval 6 Start = PSG Milestone (M9)	29 th Jan 24

Table 11 PIT Deliverable Milestones for entry into SIT CIT- Interval 6

Note 1* – MHHS SI Test Team will agree timelines for prior PIT deliverables with individual SIT Programme participants in line with their delivery plans, allowing for test assurance activities in the lead up to SIT CIT.

Note 2** – For the purpose of this plan, this is the final test execution progress report for the final month. In the final month, the requirement is to provide a weekly report and the monthly report is required to be provided once a month.

Note 3*** – For the purpose of this plan, this is the first PIT test readiness report we will be expecting from Programme participants. This will be submitted every two weeks on a Friday after issuing PIT Approach and Plan, until the start of PIT test execution.

Timescales for PIT Deliverables for SIT Functional Programme Participants

This section describes the details of activities and deliverables associated to PIT DBT1 for SIT Programme participants for their readiness to enter SIT Functional stage.

Table below shows the DBT1 PIT deliverable milestones associated to PIT Functional Testing for both MVC and all other SIT Programme participants in readiness to enter SIT Functional:

Activity Milestone	Action	Deliverable Submission Timeline
PIT Approach and Plan	At least 12 Weeks before Programme Participant's Final Test Completion Report	17 th Nov 23 (No later than*)
PIT Test Readiness Report	To be submitted every two weeks on a Friday after issuing PIT Approach and Plan, until the start of PIT test execution	01 st Dec 23 ^{***}
PIT Requirements to Test Traceability Matrix	At least 4 weeks after PIT Approach and Plan. The Requirements to Test Traceability Matrix (RTTM) will also be updated during test execution	15 th Dec 23*
PIT Test Scenarios	PIT Test Scenarios issued same day as RTTM	15 th Dec 23*
PIT Test Execution Progress Report	Every month following start of PIT test execution and on a weekly basis in the last 4 weeks before completion of testing	02 nd Feb 24 ^{**}
PIT Execution	Assumption that PIT test execution runs up to PIT Test Completion Report is submitted	09 th Feb 24 (No later than*)
Programme participants issue draft PIT Test Completion Report	A draft of the PIT Test Completion Report to be submitted no later than 15 working days before the planned end of test execution	19 th Jan 24 (No later than*)
Programme participants issue final PIT Test Completion Report	Final PIT Test Completion Report submitted and allowing for any test completion delta	9 th Feb 24 (No later than*)
SIT Functional to Start (TMAG Milestone)	TMAG Milestone - 1 week prior to SIT Functional Start for all SIT Programme participants (MVC and other SIT Programme participants)	04 th Mar 24
SIT Functional Start	SIT Functional Start (MVC and Other SIT Programme participants)	11 th Mar 24

Table 12: PIT Deliverable Milestones for entry into SIT Functional Testing

Note 1* – MHHS SI Test Team will agree timelines for prior PIT deliverables with individual SIT Programme participants in line with their delivery plans, allowing for test assurance activities in the lead up to SIT Functional.

Note 2** – For the purpose of this plan, this is the final test execution progress report for the final month. In the final month, the requirement is to provide a weekly report and the monthly report is required to be provided once a month.

Note 3*** – For the purpose of this plan, this is the first PIT test readiness report we will be expecting from Programme participants. This will be submitted every two weeks on a Friday after issuing PIT Approach and Plan, until the start of PIT test execution.

Interim Release Design Release

This section has been removed from the main body of the document and contains information on what interim design release SIT participants were expected to be aligned to for CIT and SIT functional.

SIT CIT (All Intervals)

The following are key points for entry into SIT CIT for all intervals:

- SIT CIT will be conducted against Design - Interim Release 2 only. This will include all the design updates from Interim Release 1;
- Programme participants are expected to be PIT complete against Design – Interim Release 2 prior to entry into their respective CIT Interval;
- Programme participants are expected to provide:
 - An integrated Test Environment, built to Interim Release 2 to conduct CIT Testing; and
 - A separate isolated Test Environment, built to Interim Release 2 in support of any CIT Defect Retesting.

Note 1: Programme participants can choose to continue their development against Interim Release 3 and Interim Release 4. However, this must be in a separate Test Environment using branched code.

Note 2: In addition, PIT test activities in readiness for SIT Functional also needs to be in separate Test Environments.

- Interim Release 2 published on 05th July 2023. Please see [REF-18] MHHS-DEL1275 Design Release 2 Notes for further information; and
 - Interim Release 2 compatible DIP Simulator will be available on 11th August 2023.
-

SIT Functional

The following are key points for entry into SIT Functional:

- SIT Functional will commence against Design – Interim Release 5 only. This will include all the design updates from Interim Release 3 and Interim Release 4;
- Programme participants are expected to be PIT complete against Design – Interim Release 5 prior to entry into SIT Functional Test Phase;
- Programme participants are expected to provide:
 - An integrated Test Environment, built to Interim Release 5 to conduct SIT Functional Testing; and
 - A separate isolated Test Environment, built to Interim Release 5 in support of any SIT Functional Defect Retesting.

Note 1: Programme participants can choose to continue their development against Interim Releases beyond Interim Releases 5. However, this must be in separate Test Environment using branched code.

Note 2: In addition, PIT test activities in readiness for SIT Migration also needs to be in separate Test Environments.

- Interim Release 5 will be published on 05th October 2023; and

Interim Release 5 compatible DIP Simulator will be available on 03rd November 2023

PIT Test evidence

This section has been removed from the main body of the document and contains information on what PIT evidence was expected for CIT and SIT functional.

PIT Evidence for CIT

For SIT CIT, all Programme participants need to provide test evidence to validate that testing has taken place on each system or service included in the MHHS E2E Design. Evidence to be provided is as follows:

1. Evidence of successful messaging in and out of **all IF and PUB messages relevant to the market role** under test must be provided.
2. Evidence of a **sample of other tests as selected and agreed** between the assurer and the Programme participant must also be provided. NOTE that the Programme participant must collect **evidence of all tests run**. The assurer will agree which evidence is to be provided for assurance purposes, but the Programme participant is responsible for ensuring that, if necessary, all evidence can be provided; and
3. For the final test run with the DIP Simulator, the test evidence can take the form of DIP Simulator logs.

Evidence for (3) above must be:

- For **IF messages sent outward** from the application - links to the DIP Simulator test logs of tests successfully executed plus files showing the contents of each message used; and
- For **PUB messages sent inward** to the application, a file of the messages and record of their successful receipt (as shown by [aan](#) http response sent out from the application) and screenshots showing the same information.

PIT Evidence for SIT Functional

Programme participants conducting PIT in readiness for SIT Functional, need to provide test evidence against the correct functioning of each Service (according to its market role) as follows:

1. Evidence of successful IF and PUB messages relevant to their market role using the DIP Simulator (repeat of what was conducted for CIT). Please reference section 5.7.3.1 DBT1 PIT Evidence for CIT; and
2. End-to-end processes have been successfully tested and the messages generated from the back-office systems. Successfully test the receipt and processing of the messages arriving at the appropriate destination point(s), which demonstrates the correct functioning of the system for each market role